

# CRIME IN ARIZONA 2015

This page has been intentionally left blank.

# CRIME IN ARIZONA

JANUARY – DECEMBER 2015



Colonel Frank L. Milstead  
Director

*An annual compilation of crime statistics prepared by the  
Arizona Department of Public Safety  
Access Integrity Unit*

This page has been intentionally left blank.

# TABLE OF CONTENTS

<b>TABLE OF CONTENTS</b> .....	<b>5-8</b>
<b>FOREWORD</b> .....	<b>9</b>
<b>DEDICATION</b> .....	<b>11</b>
<b>UNIFORM CRIME REPORTING SYSTEM</b> .....	<b>13-19</b>
Overview.....	15
Arizona UCR Program.....	15
Crime Factors .....	16
Scoring of Offenses.....	16
Clearances .....	17
Property Stolen and Recovered .....	17
Arrests .....	18
UCR Offense Information.....	18
Part I and Part II Offenses .....	18-19
<b>NATIONAL INCIDENT-BASED REPORTING SYSTEM</b> .....	<b>21-28</b>
Overview.....	23
Benefits of NIBRS.....	23
NIBRS vs. Summary Reporting.....	24
NIBRS Offense Information.....	24
Group A and Group B Offenses.....	24-25
Data Elements.....	26
<b>SUMMARY OF STATE CRIME DATA</b> .....	<b>27-35</b>
Arizona Crime Clock .....	29
Arizona Crime Cycle .....	30
State Crime Summary .....	31
Crime Index.....	31
Arrests/Clearances .....	31
Violent Crime Summary.....	31
Offenses .....	31
Arrests/Clearances .....	31
Property Crime Summary .....	32
Offenses .....	32
Arrests/Clearances .....	32
Total Arrest Summary .....	32
State Crime Index.....	33
Index Crime Comparison .....	34
Value of Property Loss by Offense .....	35
Type and Value of Property Stolen and Recovered.....	35
<b>PART I – INDEX CRIMES</b> .....	<b>37-63</b>
<b>Murder and Non-Negligent Manslaughter</b> .....	<b>39-43</b>
Definition.....	39
2015 Summary.....	39
Arrests/Clearances .....	39

Murder by Month .....	40
Murder by Day of Week .....	40
Murder by Time of Day .....	41
Murder Distribution by Circumstance .....	41
Murder by Type of Weapon Used .....	42
Murder Distribution by Relationship .....	42
Murder Victim by Age, Sex, Race, and Ethnic Origin .....	43
<b>Rape.....</b>	<b>44-45</b>
Definition.....	44
2015 Summary.....	44
Arrests/Clearances .....	44
Rape by Month .....	45
<b>Robbery .....</b>	<b>46-47</b>
Definition.....	46
2015 Summary.....	46
Arrests/Clearances .....	46
Robbery by Location and Value .....	47
Robbery by Month and Weapon Used .....	47
<b>Aggravated Assault .....</b>	<b>48-49</b>
Definition.....	48
2015 Summary.....	48
Arrests/Clearances .....	48
Assaults by Weapons Used .....	49
Assaults by Month .....	49
<b>Burglary .....</b>	<b>50-51</b>
Definition.....	50
2015 Summary.....	50
Arrests/Clearances .....	50
Burglary by Location, Time of Day, and Value .....	51
Burglary by Month and Means of Entry .....	51
<b>Larceny-theft .....</b>	<b>52-54</b>
Definition.....	52
2015 Summary.....	52
Arrests/Clearances .....	52
Larceny-theft by Type by Month .....	53
Larceny-theft by Value by Month .....	53
Larceny-theft by Classification and Value .....	53
Additional Analysis of Larceny-theft.....	54
<b>Motor Vehicle Theft.....</b>	<b>55-56</b>
Definition.....	55
2015 Summary.....	55
Arrests/Clearances .....	55
Recovered Motor Vehicles .....	55
Motor Vehicle Thefts by Month.....	56
Motor Vehicle Thefts by Type of Vehicle .....	56
<b>Arson .....</b>	<b>57-59</b>
Definition.....	57
2015 Summary.....	57

Arrests/Clearances .....	57
Arson by Property Classification .....	58
Value of Property Damage .....	58
Arson Offenses by Property Type .....	59
<b>Human Trafficking.....</b>	<b>60-61</b>
Definition.....	60
2015 Summary.....	60
Arrests/Clearances .....	60
Human Trafficking by Month .....	61
 <b>COUNTY OFFENSE AND SUPPLEMENTAL DATA .....</b>	 <b>63-68</b>
Index Crimes by County.....	65
Analysis of Robbery, Burglary, and Larceny-theft by County .....	66
Value (In Dollars) of Property Stolen by Crime by County .....	67
Type and Value (In Dollars) of Property Stolen and Recovered by County .....	68
 <b>STATE ARREST DATA .....</b>	 <b>69-79</b>
Arrest Summary .....	71
Arrest by Age Group .....	71
Total Arrests by Offense, Race, and Ethnic Origin .....	72
Juvenile Arrests by Offense, Race, and Ethnic Origin .....	73
Adult Arrests by Offense, Race, and Ethnic Origin.....	74
Total Arrests by Age.....	75
Juvenile Male Arrests .....	76
Juvenile Female Arrests.....	77
Adult Male Arrests .....	78
Adult Female Arrests .....	79
 <b>COUNTY ARREST DATA.....</b>	 <b>81-113</b>
Apache County.....	83-84
Cochise County .....	85-86
Coconino County .....	87-88
Gila County.....	89-90
Graham County.....	91-92
Greenlee County.....	93-94
La Paz County.....	95-96
Maricopa County .....	97-98
Mohave County .....	99-100
Navajo County.....	101-102
Pima County.....	103-104
Pinal County .....	105-106
Santa Cruz County .....	107-108
Yavapai County .....	109-110
Yuma County.....	111-112
Police Disposition of Juveniles by County .....	113
 <b>AGENCY ARREST DATA.....</b>	 <b>115-119</b>

**LAW ENFORCEMENT OFFICERS KILLED AND ASSAULTED (LEOKA)..... 121-127**

- Overview ..... 123
- 2015 Summary..... 123
- Clearances..... 123
- Officers Assaulted Based on Injury vs. Non-Injury..... 124
- Officer Assaults by Type of Weapon Used ..... 124
- Officer Assaults by Time of Day ..... 125
- Officer Assaults by Frequency Distribution..... 126
- Officer Assaults by Distribution by County..... 127

**BIAS CRIME DATA..... 128-132**

- Overview ..... 130
- Bias Offenses – Five Year Comparison..... 130
- Bias Offenses by Quarter..... 131
- Bias Motivation by Quarter ..... 131
- Bias Offenses by County by Quarter..... 132
- Bias Offenses by Agency by Quarter..... 132
- Bias Offenses by Type by Agency..... 133

**TERMS AND DEFINITIONS ..... 134-138**





# ARIZONA DEPARTMENT OF PUBLIC SAFETY

2102 WEST ENCANTO BLVD. P.O. BOX 6638 PHOENIX, ARIZONA 85005-6638 (602) 223-2000

*"Courteous Vigilance"*

**DOUGLAS A. DUCEY** **FRANK L. MILSTEAD**  
Governor Director

## FOREWORD

The Arizona Department of Public Safety is pleased to participate in and serve as the coordinating agency for the Arizona Uniform Crime Reporting Program. This publication is produced by the Arizona Department of Public Safety, Access Integrity Unit.

The purpose for the Crime in Arizona report is to provide statistical data regarding the nature and extent of crime throughout the state. This report does not draw conclusions as to the causes of crime. However, the report does provide the vital information necessary to assist law enforcement agencies, government, and the public in their approach to crime in our state.

This report is a culmination of a joint effort by our state's local law enforcement agencies to collect and organize crime data. It is intended to provide a basic understanding of Arizona crime problems, their characteristics, and the law enforcement actions taken to address these matters.

Sincere appreciation is expressed to all Arizona law enforcement agencies who have contributed to this publication.

A handwritten signature in black ink, appearing to read "Frank L. Milstead".

Colonel Frank L. Milstead  
Director

This page has been intentionally left blank.

## DEDICATION

This publication is dedicated to the memory of the following Arizona law enforcement Officers who gave their lives while performing their duties during 2015.



**Senior Police Officer Alex K. Yazzie**  
Navajo Division of Public Safety, Tribal Police  
March 9, 2015

This page has been intentionally left blank.

A desert landscape at sunset. The sky is a mix of orange, pink, and purple. In the background, there are blue mountains. In the foreground, there are green bushes and several saguaro cacti. The text "UNIFORM CRIME REPORTING SYSTEM" is centered in the middle of the image.

# UNIFORM CRIME REPORTING SYSTEM

This page has been intentionally left blank.

# UNIFORM CRIME REPORTING SYSTEM

---

## OVERVIEW

The Uniform Crime Reporting (UCR) Program has been the starting place for law enforcement executives, students of criminal justice, researchers, members of the media and the public at large seeking information on crime in the nation. The program was conceived in 1929 by the International Association of Chiefs of Police (IACP) to meet the need for reliable uniform crime statistics for the nation. In 1930, the Federal Bureau of Investigation (FBI) was tasked with collecting, publishing and archiving those statistics.

Today, four annual publications, [Crime in the United States](#), [National Incident-Based Reporting System](#), [Law Enforcement Officers Killed and Assaulted](#) and [Hate Crime Statistics](#) are produced from data received from over 18,000 city, university/college, county, state, tribal and federal law enforcement agencies voluntarily participating in the program. The crime data are submitted either through a state UCR Program or directly to the FBI's UCR Program.

In addition to these reports, information is available on the Law Enforcement Officers Killed and Assaulted (LEOKA) Program and the Hate Crime Statistics Program, as well as the traditional Summary Reporting System (SRS) and the National Incident-Based Reporting System (NIBRS).

## ARIZONA UCR PROGRAM

The Arizona UCR program first began receiving voluntary crime statistics from local law enforcement agencies in January 1975. Prior to this date, agencies submitted their crime data directly to the FBI. The Arizona Department of Public Safety is responsible for administrating the UCR program and providing necessary assistance and training to the contributing law enforcement agencies.

After the 1992 Arizona legislative session, participation in the UCR program became mandatory. Arizona Revised Statute (A.R.S.) [§ 41-1750\(A\)\(2\)](#) states that the Department of Public Safety shall:

"Collect information concerning the number and nature of offenses known to have been committed in this state and of the legal steps taken in connection with these offenses, such other information that is useful in the study of crime and in the administration of criminal justice and all other information deemed necessary to operate the statewide uniform crime reporting program and to cooperate with the federal government uniform crime reporting program."

Further, A.R.S. [§ 41-1750\(D\)](#) states:

"The chief executive officers of law enforcement agencies of this state or its subdivisions shall provide to the central state repository such information as necessary to operate the statewide uniform crime reporting program and to cooperate with the federal government uniform crime reporting program."

Statistics are received from local police agencies, county sheriff's offices, college and university campus police, and state police agencies. Federal agencies and tribal police agencies do not report to the Arizona UCR program and therefore, are not included in this publication.

The goal of this publication is to identify the nature and extent of criminal activity in this state. This information will not in itself prevent crime, but it may encourage all segments of society, by

understanding the problem, to work together with law enforcement agencies to reduce crime through more effective enforcement.

## CRIME FACTORS

Statistics gathered under the UCR are submitted by the law enforcement agencies of Arizona and represent a spectrum of Arizona crime on statewide, local, and county levels. Awareness of the presence of certain crime statistics presented is necessary if fair and equitable conclusions are to be drawn. These crime-influencing factors are present, to some degree, in every community and their presence affects, in varying degrees, the crime developments of the community. Comparison of crime figures between communities should not be made without first considering the individual factors present in each community. Population size is the only correlate of crime utilized in this publication. While the other factors listed above are of equal concern, no attempt is made to relate them to the data listed. The reader is, therefore, cautioned against comparing statistical data of individual reporting units from cities, counties, metropolitan areas, states, or colleges and universities solely on the basis of their population coverage or student enrollment.

Set forth below are some of the conditions which will, by type and volume, affect the crime that occurs from place to place:

- Population density and degree of urbanization.
- Variations in composition of the population, particularly youth concentration.
- Stability of population with respect to residents' mobility, commuting patterns, and transient factors.
- Modes of transportation and highway systems.
- Economic conditions, including median income, poverty level, and job availability.
- Cultural factors and educational, recreational, and religious characteristics.
- Family conditions with respect to divorce and family cohesiveness.
- Climate, including seasonal weather changes.
- Effective strength of law enforcement agencies.
- Administrative and investigative emphases of law enforcement.
- Policies of other components of the criminal justice system (i.e., prosecutorial, judicial, correctional, and probational).
- Citizens' attitudes toward crime.
- Crime reporting practices of the citizenry.

## SCORING OF OFFENSES

Only the number of those offenses for Part I crimes and simple assault are scored (counted) under the UCR program. The method of scoring offenses varies with the type of crime committed, and it is important to remember that the number of offenders does not determine the number of offenses.

For murder and non-negligent manslaughter, negligent manslaughter, rape, aggravated assault and simple assault, one offense is scored for each victim, regardless of the number of offenders involved. For example, two offenders could be involved in the murder of one victim and, in this case, only one murder would be scored.

For robbery and larceny-theft, one offense is scored for each distinct operation which is separate in time and place. The number of victims in any one operation does not determine the number of



offenses. For example, if seven patrons in a bar are robbed, only one robbery would be counted. However, if the offender then leaves the bar and robs a passer-by, a second offense would be counted.

For burglary, one offense is scored for each structure which is illegally entered. For UCR purposes, a structure is generally defined as an enclosed, permanently occupied area. However, when the structure is an apartment complex, business or office building in which units are leased for a period of time, one offense is counted for each unit burglarized. The illegal entry of those structures used for the housing of a transient population, such as hotel rooms or boarding houses, are scored as one burglary regardless of the number of rooms entered.

For motor vehicle theft, one offense is scored for each vehicle stolen. For UCR purposes, a motor vehicle is defined as a self-propelled vehicle that runs on land and not rails. For arson, one offense is scored for each occurrence even if a more serious offense occurred as the result of the arson. Additionally, any attempts to commit any of the above offenses are also counted under the appropriate offense category with the exception of attempted murder which is listed under aggravated assault.

For multiple offenses that occur in one crime incident, only the most serious offense is counted. The exceptions are arson and human trafficking (which is always counted) and a combination of larceny-theft and motor vehicle theft (the motor vehicle theft will be counted). Part I offenses are ranked according to seriousness and appear in order from most serious to least serious under Offense Definitions. A Part II offense that occurs in conjunction with Part I offenses or by itself is not counted.

## **CLEARANCES**

An offense is considered cleared (solved) when at least one offender is arrested for a crime, even though several may have been involved. Offenses may also be cleared by exceptional means when the offender: Commits suicide; makes a dying declaration; confesses while in custody or serving time for another crime; is prosecuted in another jurisdiction for the same offense; is a juvenile who is handled by notifying the parents; when the victim refuses to prosecute; or another jurisdiction refuses to extradite the offender. Clearances are counted as "adult" or "juvenile." A "juvenile" clearance is counted only when juveniles are exclusively involved in the commission and clearance of an offense. If the arrest of both adults and juveniles results in a clearance, it is counted as an "adult" clearance only.

## **PROPERTY STOLEN AND RECOVERED**

The figures for value of property stolen and recovered report the value at each point in time. Although property can increase in value over time, it is more likely that stolen property will be recovered in a damaged condition. Therefore, recovery value does not necessarily represent a "clearance rate" for stolen property, and one cannot use it to determine law enforcement effectiveness in recovering stolen goods.

Because stolen and recovered property figures indicate thefts and recoveries in the current year, it is important to note that recovered property may have been stolen in a previous year. In addition, the type and value of stolen or recovered property is reported only for Part I offenses and does not include such Part II offenses as fraud, forgery or embezzlement.

## ARRESTS

Arrest information is collected for all Part I and Part II offenses according to the age, sex, race, and ethnic origin of the offender. It is not possible, however, to correlate race or ethnic origin with the sex of the offender or specific ages because the information is collected independently, thus limiting analysis. Furthermore, arrest figures cannot be directly related to the number of crimes cleared because arrest totals count all the offenders who have been arrested even if several were involved in the commission of a single offense. Therefore, arrest and clearance totals will only be equal by coincidence.

It should be kept in mind that arrest totals do not indicate the number of different offenders involved in the commission of a crime. A total of four arrests may represent the arrest of four different offenders or the arrest of the same offender on four different occasions. Also, arrest totals do not indicate the number of charges placed against an offender at the time of the arrest.

## UCR OFFENSE INFORMATION

In Arizona’s UCR Program, contributing law enforcement agencies are wholly responsible for compiling their own crime reports and submitting them to the Arizona Department of Public Safety’s Access Integrity Unit. In an effort to maintain quality and uniformity in data received, the Access Integrity Unit furnishes to the contributing agencies continuous training and instruction in UCR procedures. All contributors are also furnished with the FBI’s Summary Reporting System (SRS) User Manual which outlines in detail procedures for scoring and classifying offenses. On a monthly basis, law enforcement agencies (state, county and local) report the number of offenses that become known to them during the month.


For practical purposes, the reporting of offenses known is limited to the following crime classifications because they are the most serious and most commonly reported crimes occurring in all areas of the United States. Together, they serve as a gauge of the level and scope of crimes occurring across the country. They are divided into two parts; Part I and Part II. Information on the number of Part I offenses known to law enforcement, the number of clearances, and the number of persons arrested is reported each month. Only arrest data is reported for Part II offenses.

### *Part I and Part II Offenses*

Part I Offenses	Part II Offenses
Criminal Homicide	Other Assaults
Rape	Forgery and Counterfeiting
Robbery	Fraud
Aggravated Assault	Embezzlement
Burglary	Stolen Property: Buying, Receiving, Possessing
Larceny-theft (except motor vehicle theft)	Vandalism
Motor Vehicle Theft	Weapons: Carrying, Possessing, etc.
Arson	Prostitution
Human Trafficking, Commercial Sex Act	Prostitution and Commercialized Vice
Human Trafficking, Involuntary Servitude	Assisting or Promoting Prostitution
	Purchasing Prostitution
	Sex Offenses (except Rape and Prostitution Offenses)
	Drug Abuse Violations
	Gambling
	Offenses Against the Family and Children
	Driving Under the Influence

Liquor Laws  
Drunkenness  
Disorderly Conduct  
Vagrancy  
All Other Offenses  
Suspicion  
Curfew and Loitering Laws (Persons under 18)  
Runaways (Persons under 18)

This page has been intentionally left blank.

The background of the slide is a close-up, slightly blurred image of the United States flag, showing the stars and stripes in shades of blue, red, and white.

# **NATIONAL INCIDENT-BASED REPORTING SYSTEM**

This page has been intentionally left blank.

---

# NATIONAL INCIDENT-BASED REPORTING SYSTEM

---

## OVERVIEW

Due to a rapidly changing data processing environment, the FBI UCR Program and its partners within the law enforcement community, recognized the need for a more detail-oriented crime data collection. The National Incident-Based Reporting System (NIBRS) was implemented in 1989 to improve the quantity and quality of crime data collected by law enforcement by capturing more detailed information on each single crime occurrence. It was designed for law enforcement at its request. The NIBRS does not require law enforcement to collect additional data, but simply to delineate and use data already being collected. The NIBRS provides a more comprehensive view of crime in the United States, and offers greater flexibility in data compilation and analysis.

The NIBRS captures specific details about crimes and criminals through incident-based reporting. These details include the date, time, location, and circumstance of the incident. Additionally, characteristics of the victim and offender such as the age, sex, race, and ethnicity are collected along with information about their relationship; any involvement of weapons or drugs; details of property loss; whether the crime was motivated by bias; and if a computer was utilized to perpetuate certain types of crimes. Additionally, the NIBRS provides more robust information on officer assaults. Other enhancements to the NIBRS include collection of cargo theft data, human trafficking offenses, animal cruelty, expansion of the property and location codes, and redefining the race and ethnicity codes. When used to its full potential, the NIBRS identifies when and where crime occurs, what form it takes, and the characteristics of its victims and offenders.

## BENEFITS OF NIBRS

The NIBRS produces more detailed, accurate, and meaningful data than the Summary reporting system. Armed with such information, law enforcement can better make a case to acquire the resources needed to fight crime. It has the capability of furnishing information on nearly every major criminal justice issue facing law enforcement today, including terrorism, white collar crime, weapons offenses, missing children where criminality is involved, drug/narcotics offenses, drug involvement in all offenses, hate crimes, spouse abuse, elderly abuse, child abuse, domestic violence, juvenile crime/gangs, parental kidnapping, organized crime, pornography, driving under the influence, and alcohol-related offenses.

Using the NIBRS, legislators, municipal planners/administrators, academicians, sociologists, and the public will have access to more comprehensive crime information than the traditional Summary reporting system can provide. The NIBRS also enables agencies to find similarities in crime-fighting problems so that agencies can work together to develop solutions or discover strategies for addressing the issues.

Participation of local law enforcement agencies in NIBRS is important for producing a highly accurate representation of crime. Crime data accuracy and completeness provide important snapshots of crime at all levels of law enforcement: local, regional, county, state, and national. The crucial starting point of this crime reporting process is at the local level.

The vision for the NIBRS is to become the law enforcement community's standard for quantifying crime, further supporting the mission of the FBI UCR Program, which is "provides national crime data management standards and services to inform, educate, and strengthen communities through Uniform Crime Reporting."

In 2003, Arizona began moving from summary-based reporting to incident-based reporting by obtaining a state-level NIBRS repository. In August of 2004, Arizona became certified to report crime data through the NIBRS by the FBI. Currently, there are five local agencies who have been certified as meeting all of the requirements for NIBRS reporting and are now submitting NIBRS-only data.

### NIBRS VS. SUMMARY REPORTING

Most of the general concepts for collecting, scoring, and reporting UCR data in the [Summary Reporting System Manual](#) (2013) remain applicable in the NIBRS. For example, the jurisdictional rules for collecting data from city, county, state, tribal and federal law enforcement agencies and the conditions under which a state UCR Program must operate remain the same. The [NIBRS User Manual](#) (2013), provides a comprehensive look at the NIBRS and combines the old requirements retained from the traditional UCR Program with the new NIBRS requirements.

The NIBRS has much more detail in its reporting system than the traditional Summary reporting system. In the NIBRS, agencies collect offense information on 46 crimes known as Group A offenses; in the Summary reporting system, agencies collect offense information on eight crimes known as Part I offenses.

In the Summary reporting system, the “Hierarchy Rule” governs multiple offense reporting. If more than one crime was committed by the same person or group of persons and the time and space intervals separating the crimes were insignificant, then the crime highest in the hierarchy is the only offense reported. However, in the NIBRS, if more than one crime was committed by the same person or group of persons and the time and space intervals were insignificant, all of the crimes are reported as offenses within the same incident.

The Summary reporting system has two crime categories: Crimes Against Persons (e.g., murder, rape, and aggravated assault) and Crimes Against Property (e.g., robbery, burglary, and larceny-theft). In the NIBRS, a third crime category was added, Crimes Against Society, to represent society’s prohibitions against certain types of activities (e.g., drug or narcotic offenses).

The NIBRS collects information about crimes committed using a computer; the Summary reporting system does not. The NIBRS collects more comprehensive data about drug offenses than the Summary reporting system.

### NIBRS OFFENSE INFORMATION

NIBRS is an incident-based reporting system designed to collect data on each single crime occurrence and on each incident and arrest within the occurrence. The most significant difference between NIBRS and the traditional UCR system is the degree of detail in reporting.

Unlike the current, or summary, UCR system that collects only eight Part I crimes, NIBRS collects 23 Group A crime categories made up of 49 Group A offenses. In addition to the Group A offenses, there are 10 Group B offenses categories. They encompass all of the crimes not considered Group A offenses.

#### *Group A and Group B Offenses*

Group A Offenses	Group B Offenses
Arson	Bad Checks
Assault Offenses	Curfew/Loitering/Vagrancy Violations



<ul style="list-style-type: none"> <li>Aggravated Assault</li> <li>Simple Assault</li> <li>Intimidation</li> </ul>	<ul style="list-style-type: none"> <li>Disorderly Conduct</li> <li>Driving Under Influence</li> <li>Drunkenness</li> <li>Family Offenses, Nonviolent</li> <li>Liquor Law Violations</li> <li>Peeping Tom</li> <li>Runaway</li> <li>Trespass of Real Property</li> <li>All Other Offenses</li> </ul>
<b>Bribery</b>	
<b>Burglary</b>	
<b>Counterfeiting/Forgery</b>	
<b>Destruction/Damage/Vandalism</b>	
<b>Drug/Narcotic Offenses</b>	
<ul style="list-style-type: none"> <li>Drug/Narcotic Violations</li> <li>Drug Equipment Violations</li> </ul>	
<b>Embezzlement</b>	
<b>Extortion/Blackmail</b>	
<b>Fraud Offenses</b>	
<ul style="list-style-type: none"> <li>False pretenses/Swindle/Confidence Game</li> <li>Credit Card/Automatic Teller Machine Fraud</li> <li>Impersonation</li> <li>Welfare Fraud</li> <li>Wire Fraud</li> </ul>	
<b>Gambling Offenses</b>	
<ul style="list-style-type: none"> <li>Betting/Waging</li> <li>Operating/Promoting/Assisting Gambling</li> <li>Gambling Equipment Violations</li> <li>Sports Tampering</li> </ul>	
<b>Homicide Offenses</b>	
<ul style="list-style-type: none"> <li>Murder and Non-Negligent Manslaughter</li> <li>Negligent Manslaughter</li> <li>Justifiable Homicide</li> </ul>	
<b>Human Trafficking</b>	
<ul style="list-style-type: none"> <li>Human Trafficking, Commercial Sex Acts</li> <li>Human Trafficking, Involuntary Servitude</li> </ul>	
<b>Kidnapping/Abduction</b>	
<b>Larceny-Theft Offenses</b>	
<ul style="list-style-type: none"> <li>Pocket-picking</li> <li>Purse-snatching</li> <li>Shoplifting</li> <li>Theft from Building</li> <li>Theft from Coin-operated Machine or Device</li> <li>Theft from Motor Vehicle</li> <li>Theft of Motor Vehicle Parts or Accessories</li> <li>All Other Larceny</li> </ul>	
<b>Motor Vehicle Theft</b>	
<b>Pornography/Obscene Material</b>	
<b>Prostitution Offenses</b>	
<ul style="list-style-type: none"> <li>Prostitution</li> <li>Assisting or Promoting Prostitution</li> </ul>	
<b>Robbery</b>	
<b>Sex Offenses</b>	
<ul style="list-style-type: none"> <li>Rape</li> <li>Sodomy</li> <li>Sexual Assault with an Object</li> <li>Fondling</li> </ul>	
<b>Sex Offenses, Non-forcible</b>	
<ul style="list-style-type: none"> <li>Incest</li> <li>Statutory Rape</li> </ul>	
<b>Stolen Property Offenses</b>	
<b>Weapon Law Violations</b>	

Law enforcement agencies use data elements and data values to report data to the FBI UCR Program via the NIBRS. Additional information about reporting requirements and specifications for submitting data to the NIBRS is located in the [NIBRS Technical Specification](#). A data element is the smallest named item of data which conveys meaningful information or condenses a lengthy description into a short code.

Law enforcement agencies should use a series of the 58 established data elements, i.e., data fields, within each segment of the Group A Incident Report and in the Group B Arrest Report to describe the details of each component of crime.

1	Originating Agency Identifier (ORI)	25C	Officer – ORI Other Jurisdiction
2	Incident Number	26	Age of Victim
2A	Cargo Theft	27	Sex of Victim
3	Incident Date	28	Race of Victim
4	Cleared Exceptionally	29	Ethnicity of Victim
5	Exceptional Clearance Date	30	Resident Status of Victim
6	UCR Offense Code	31	Aggravated Assault/Homicide Circumstances
7	Offense Attempted/Completed	32	Additional Justifiable Homicide Circumstances
8	Offender Suspected of Using	33	Type Injury
8A	Bias Motivation	34	Offender Number to be Related
9	Location Type	35	Relationship of Victim to Offender
10	Number of Premises Entered	36	Offender (Sequence) Number
11	Method of Entry	37	Age of Offender
12	Type of Criminal Activity/Gang Information	38	Sex of Offender
13	Type of Weapon/Force Involved	39	Race of Offender
14	Type Property Loss/Etc.	39A	Ethnicity of Offender
15	Property Description	40	Arrestee Sequence Number
16	Value of Property	41	Arrest Transaction Number
17	Date Recovered	42	Arrest Date
18	Number of Stolen Motor Vehicles	43	Type of Arrest
19	Number of Recovered Motor Vehicles	44	Multiple Arrestee Segments Indicator
20	Suspected Drug Type	45	UCR Arrest Offense Code
21	Estimated Drug Quantity	46	Arrestee Was Armed With
22	Type Drug Measurement	47	Age of Arrestee
23	Victim (Sequence) Number	48	Sex of Arrestee
24	Victim Connected to UCR Offense Code	49	Race of Arrestee
25	Type of Victim	50	Ethnicity of Arrestee
25A	Type of Officer Activity/Circumstance	51	Resident Status (of Arrestee)
25B	Officer Assignment Type	52	Disposition of Arrestee Under 18

Currently, the following Arizona law enforcement agencies participate in the NIBRS program: Apache Junction Police Department; Gilbert Police Department; Huachuca City Police Department; and the Yuma County Sheriff’s Office. Until the Arizona UCR Program is able to collect a preponderance of data via the NIBRS, it will continue to convert the NIBRS statistics it receives to the traditional summary reporting system format for the Crime in Arizona publication.

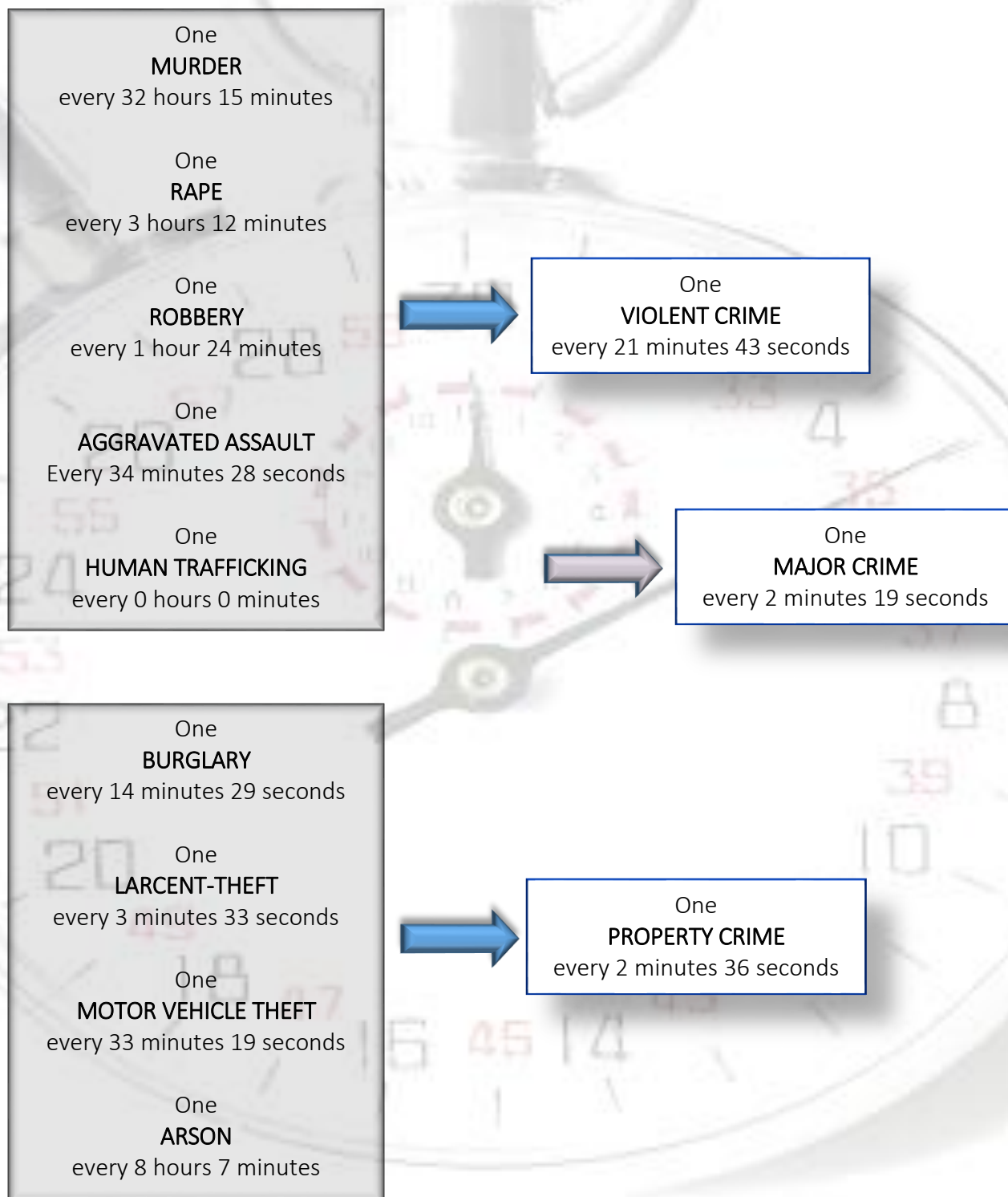
The background of the page is a blurred photograph. On the left, there is a large, multi-story building with a grid-like facade, possibly a government or institutional structure. On the right, a person in a dark suit is walking away from the camera. The overall scene is out of focus, creating a sense of depth and context.

# **SUMMARY OF STATE CRIME DATA**

This page has been intentionally left blank.

## ARIZONA CRIME CLOCK

The Arizona Crime Clock should be viewed with care. Being the most aggregated representation of UCR data, it is designed to convey the annual reported crime experience by showing the relative frequency of occurrence of the offenses. This mode of display should not be taken to imply a regularity in the commission of offenses; rather, it represents the annual ration of crime to affixed time intervals.



## **ARIZONA CRIME CYCLE**

---

The following represents the approximate number of Crime Index Offenses that were reported to Arizona law enforcement agencies every 24 hours during 2015.

<b>1</b>	<b>MURDER</b>
<b>7</b>	<b>RAPES</b>
<b>17</b>	<b>ROBBERIES</b>
<b>42</b>	<b>AGGRAVATED ASSAULTS</b>
<b>100</b>	<b>BURGLARIES</b>
<b>405</b>	<b>LARCENY-THEFTS</b>
<b>44</b>	<b>MOTOR VEHICLE THEFTS</b>
<b>3</b>	<b>ARSONS</b>
<b>0</b>	<b>HUMAN TRAFFICKING</b>

---

## STATE CRIME SUMMARY

---

### CRIME INDEX

- There were 226,115 Crime Index Offenses reported in 2015.
- December recorded the highest incidence of offenses with 20,250 while February recorded the lowest incidence of offenses with 16,638.
- The value of property stolen was \$259,067,957.
- The value of property recovered was \$64,500,490 for a recovery rate of 24.8 percent.
- Stolen motor vehicles accounted for 32.8 percent of the total stolen property and 75.8 percent of the total recovered property.
- The crime rate for 2015 for Arizona was 3,374.8 crimes per 100,000 population based on an estimated population of 6,758,251.

### ARRESTS / CLEARANCES

- During 2015, a total of 49,728 persons were arrested for index offenses.
- Adult index arrests were 43,155 and juvenile arrests were 6,573.
- Males accounted for 65.8 percent of the index arrests and females accounted for 35.7 percent.
- There were 48,117 clearances, or 21.2 percent, of index offenses reported in 2015. Juveniles represented 10.2 percent of this total.

---

## VIOLENT CRIME SUMMARY

---

### OFFENSES

- There were 24,569 violent crimes reported in 2015.
- Violent crimes accounted for 10.8 percent of the total crime Index.
- The highest number of violent crimes was reported in July with 2,279 offenses while the lowest number was reported in February with 1,652 offenses.
- Aggravated assault accounted for the largest incidence of violent crimes with 15,364 offenses while homicide accounted for the smallest with 279 offenses.
- The value of property stolen was \$5,601,260.
- The crime rate was 366.7 offenses per 100,000 population.

### ARRESTS / CLEARANCES

- There were 8,942 arrests for violent crimes in 2015.
- Adult arrests were 8,126 and juvenile arrests were 816.
- Males accounted for 82.7 percent and females accounted for 17.4 percent.
- There were 9,802 clearances, or 39.8 percent, of violent crimes reported in 2015. Juveniles represented 8.7 percent of this total.

## PROPERTY CRIME SUMMARY

---

### OFFENSES

- There were 201,546 property crimes reported in 2015.
- Property crimes accounted for 89.1 percent of the total crime index.
- The highest number of property crimes was reported in December with 18,325 offenses while the lowest number was reported in February with 14,986 offenses.
- Larceny-theft accounted for the largest incidence of property crimes with 147,938 offenses while arson accounted for the smallest with 1,083 offenses.
- The value of property stolen was \$253,466,697.
- The crime rate was 3,008.1 offenses per 100,000 population.

### ARRESTS/CLEARANCES

- There were 40,786 arrests for property crimes in 2015.
- Adult arrests were 35,029 and juvenile arrests were 5,757.
- Males accounted for 62.1 percent and females accounted for 39.7 percent.
- There were 38,315 clearances, or 19.0 percent, of property crimes reported in 2015. Juveniles represented 10.6 percent of this total.

## TOTAL ARREST SUMMARY

---

- There were 205,219 persons arrested in 2015.
- Adult arrests were 228,347 and juvenile arrests were 26,600.
- Males accounted for 89.8 percent and females accounted for 34.3 percent.
- Part I offenses accounted for 49,728 arrests.
- Part II offenses accounted for 205,219 arrests.



## STATE CRIME INDEX

Offenses	Number of Index Offenses	Percent Distribution	Number of Offenses Cleared	Percent of Offenses Cleared
<b>Murder</b>	279	0.1%	213	76.3%
<b>Rape</b>	2,731	1.2%	583	21.3%
Rape	2,509	1.1%	513	20.4%
Attempted Rape	222	0.1%	70	31.5%
<b>Robbery</b>	6,187	2.7%	1,650	26.6%
Firearm	2,503	1.1%	643	25.6%
Knife or Cutting Instrument	687	0.3%	181	26.3%
Other Dangerous Weapon	641	0.2%	171	26.6%
Strong Arm (Hands, Fists, Feet)	2,356	1.0%	655	27.8%
<b>Aggravated Assault</b>	15,364	6.7%	7,350	47.8%
Firearm	4,025	1.7%	1,362	33.8%
Knife or Cutting Instrument	2,549	1.1%	1,252	49.1%
Other Dangerous Weapon	4,088	1.8%	2,006	49.0%
Strong Arm (Hands, Fists, Feet)	4,702	2.0%	2,730	58.0%
<b>Burglary</b>	36,436	16.1%	3,464	9.5%
Forcible Entry	19,431	8.5%	1,580	8.1%
Unlawful Entry-No Force	14,741	6.5%	1,717	11.6%
Attempted Forcible Entry	2,264	1.0%	167	7.3%
<b>Larceny-Theft</b>	147,938	65.4%	32,885	22.2%
<b>Motor Vehicle Theft</b>	16,089	7.1%	1,738	10.8%
Automobiles	11,245	4.9%	1,321	11.7%
Trucks and Buses	3,337	1.4%	270	8.0%
Other Vehicles	1,507	0.6%	147	9.7%
<b>Arson</b>	1,083	0.4%	228	21.0%
<b>Human Trafficking</b>	8	0.0%	6	75.0%
<b>TOTAL CRIME INDEX</b>	<b>226,115</b>	<b>100.0%</b>	<b>48,117</b>	<b>21.2%</b>
Violent Crime	24,569	10.8%	9,802	39.8%
Property Crime	201,546	89.1%	38,315	19.0%

## INDEX CRIME COMPARISON\*

Index Offenses		Number of Offenses	Number of Offenses Cleared	Percent of Offenses Cleared
Murder	2014	275	216	78.54
	2015	277	220	79.42
	Percent Change	0.73	1.85	1.1
Rape	2014	2,638	595	22.55
	2015	2,692	567	21.06
	Percent Change	2.05	-4.71	7.07
Robbery	2014	6,031	1,608	26.66
	2015	6,174	1,640	26.56
	Percent Change	2.37	1.99	0.37
Aggravated Assault	2014	14,773	7,928	53.66
	2015	15,000	7,073	47.15
	Percent Change	1.54	-10.78	13.8
Burglary	2014	40,037	3,727	9.3
	2015	35,801	3,339	9.32
	Percent Change	-10.58	-10.41	-0.21
Larceny-Theft	2014	144,756	33,923	23.43
	2015	146,215	32,313	22.09
	Percent Change	1.01	-4.75	6.06
Motor Vehicle Theft	2014	15,623	1,721	11.01
	2015	15,927	1,677	10.52
	Percent Change	1.95	-2.56	4.65
Arson	2014	1,273	301	23.64
	2015	1,060	221	20.84
	Percent Change	-16.73	-26.58	13.43
Human Trafficking	2014	15	8	53.33
	2015	8	6	75
	Percent Change	-46.67	-25	-28.89
TOTAL INDEX CRIMES	2014	225,421	50,015	22.18
	2015	223,154	47,041	21.08
	Percent Change	-1.01	-5.95	5.21

\*For the purposes of this comparison chart only, the statistics from the following agencies have been excluded as they were unable to provide complete data for 2014 and/or 2015: Arizona Western College PD, Benson PD, Bisbee PD, Clifton PD, Douglas PD, Greenlee County Sheriff's Office, Hayden PD, Kearny PD, La Paz County Sheriff's Office, Paradise Valley PD, Parker PD, Safford PD, Sedona PD, St. John's PD, Superior PD, Tombstone PD, Winslow PD, and the Yavapai County Sheriff's Office.

*(Figures for 2014 may have been updated and therefore may vary from previously published statistics.)*

## VALUE OF PROPERTY LOSS BY OFFENSE

Offense	Number of Offenses	Distribution	(\$ Value of Property Stolen	Distribution	Average (\$) Value
Murder	279	0.1%	\$17,351	0.01%	\$62.18
Rape	2,731	1.3%	\$41,640	0.01%	\$15.24
Robbery	6,187	2.9%	\$5,542,269	2.13%	\$895.79
Burglary	36,436	17.3%	\$79,676,826	30.75%	\$2,186.76
Larceny-Theft	147,938	70.5%	\$88,777,112	34.26%	\$600.09
Motor Vehicle Theft*	16,089	7.6%	\$85,012,759	32.81%	\$5,283.90
<b>TOTAL</b>	<b>209,660</b>	<b>100.0%</b>	<b>\$259,067,957</b>	<b>100.00%</b>	<b>\$1,235.65</b>

\*Motor vehicles that were stolen in conjunction with a more “serious” index offense such as Robbery or Burglary are not included in this count. This count represents only those instances in which motor vehicle theft was the only or most “serious” offense committed. The total value shown here reflects the value of all property stolen during the commission of the offense (i.e., not just the value of each vehicle).

## TYPE AND VALUE OF PROPERTY STOLEN AND RECOVERED

Type of Property	(\$ Value Stolen	Distribution	(\$ Value Recovered	Percent Recovered
Currency and Notes	\$13,764,686	5.3%	\$664,361	4.8%
Jewelry and Precious Metals	\$37,462,821	14.4%	\$1,201,152	3.2%
Clothing and Furs	\$5,475,930	2.1%	\$644,159	11.7%
Locally Stolen Motor Vehicles	\$86,802,352	33.5%	\$52,380,010	60.3%
Office Equipment	\$1,230,898	0.4%	\$583,477	47.4%
TVs, Radios, Cameras, Etc.	\$11,043,264	4.2%	\$548,732	4.9%
Firearms	\$3,673,438	1.4%	\$382,553	10.4%
Household Goods	\$4,861,948	1.8%	\$215,121	4.4%
Consumable Goods	\$1,932,229	0.7%	\$374,138	19.3%
Livestock	\$56,781	0.1%	\$6,241	10.9%
Miscellaneous	\$81,485,708	31.4%	\$7,500,546	9.2%
<b>TOTAL</b>	<b>\$258,950,055</b>	<b>100.0%</b>	<b>\$64,500,490</b>	<b>4.9%</b>

This page has been intentionally left blank.



**PART I**  
**INDEX CRIMES**

This page has been intentionally left blank.

# MURDER AND NON-NEGLIGENT MANSLAUGHTER

## DEFINITION

Murder is defined as the willful (non-negligent) killing of one human being by another. The classification of this offense is based solely on police investigation as opposed to the determination of a court, medical examiner, coroner, jury, or other judicial body. The UCR Program does not include the following situations in this offense classification: deaths caused by negligence, suicide, or accident; justifiable homicides; and attempts to murder or assaults to murder, which are scored as aggravated assaults.

## 2015 SUMMARY

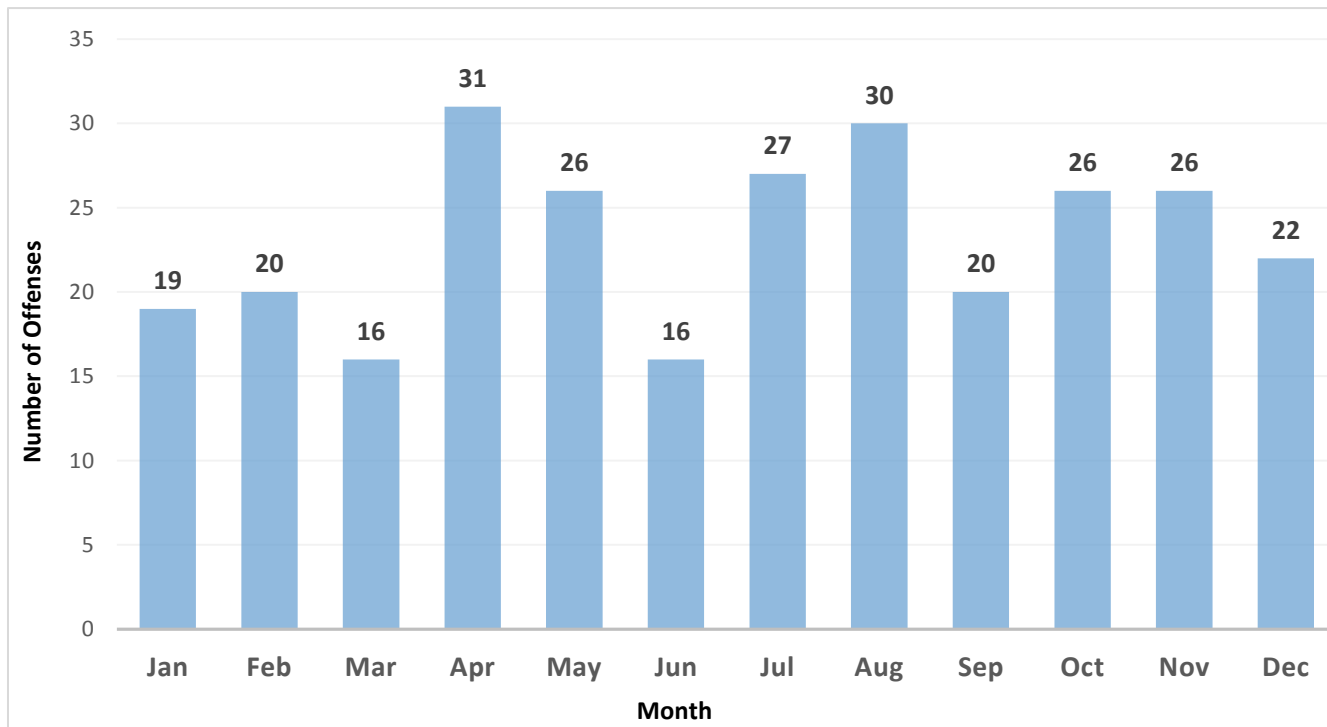
- There were 279 murders\* reported during 2015.
- Murder accounted for 0.1 percent of the total index offenses and 1.1 percent of the total violent crimes.
- April recorded the highest number with 31, while March and June recorded the lowest with 16.
- Saturday reported the highest incidence of murders with 47, while Tuesday was the lowest with 27.
- The time period of 06:01 PM to 02:00 AM recorded the highest number of murders with 109, while 02:01 AM to 10:00 AM was the lowest with 74.
- Firearms (including handguns, rifles, shotguns, etc.) were used in 63.0 percent of the murders.
- In murders where the relationship between the victim and offender was known, 15.0 percent were acquaintances.
- The total value of property stolen amounted to \$17,351.

## ARRESTS/CLEARANCES

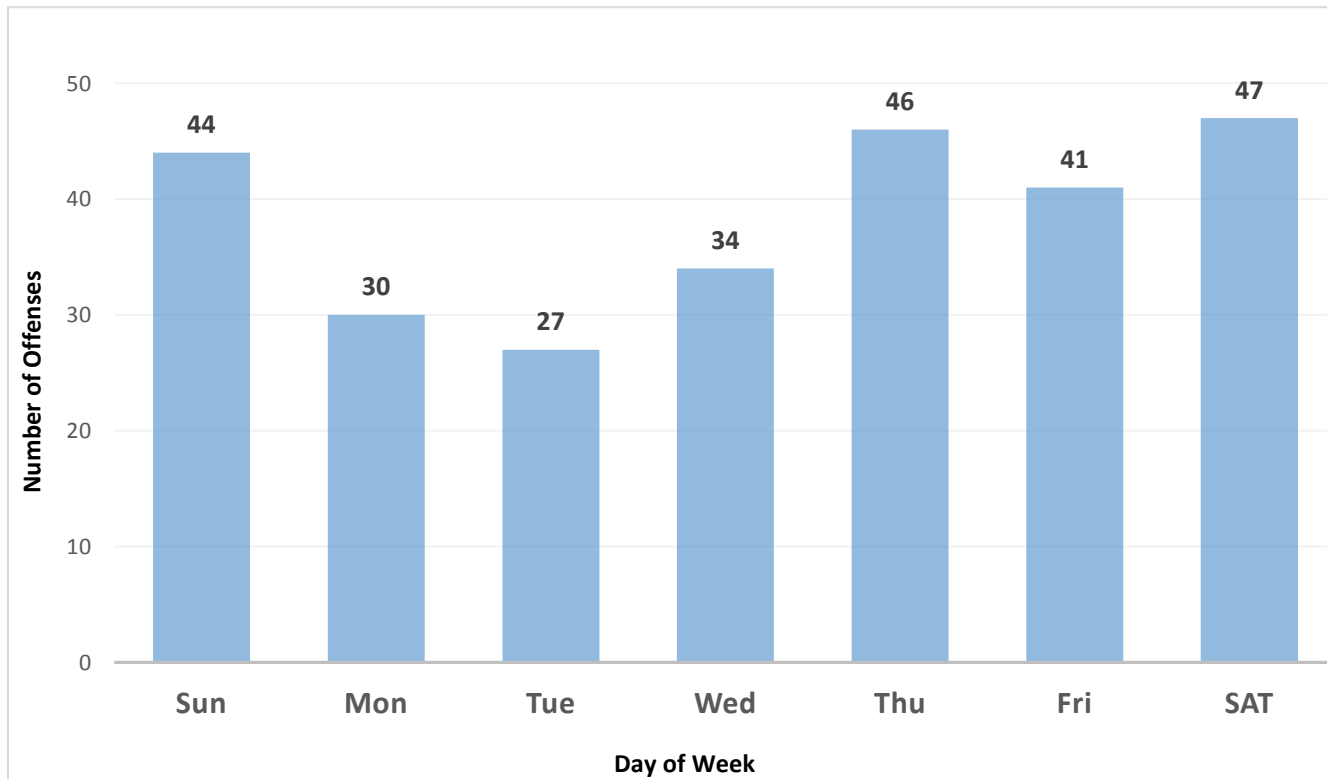
- A total of 198 persons were arrested in 2015.
- Adults accounted for 185 arrests and juveniles accounted for 13 arrests.
- Males accounted for 167 arrests, or 84.3 percent, and females accounted for 34 arrests, or 17.1 percent.
- Of those persons arrested, 81.3 percent were White, 13.6 percent were Black, 5 percent were American Indian/Alaskan Native, 0.0 percent were Asian and 0.0 percent were Pacific Islander.
- Hispanics accounted for 27.7 percent of the arrests.
- There were 213 clearances for murder reported in 2015. Juveniles represented 0.9 percent of this total.

\*The difference between the total number of murders on this page and the total number from the charts on the following pages is due to ten offenses from prior years that were determined not to be homicides. The offenses were subtracted from the form, Number of Offenses Known to Law Enforcement, but not from the Supplementary Homicide Report that lists only the data from homicide incidents reported in 2015.

### MURDER BY MONTH

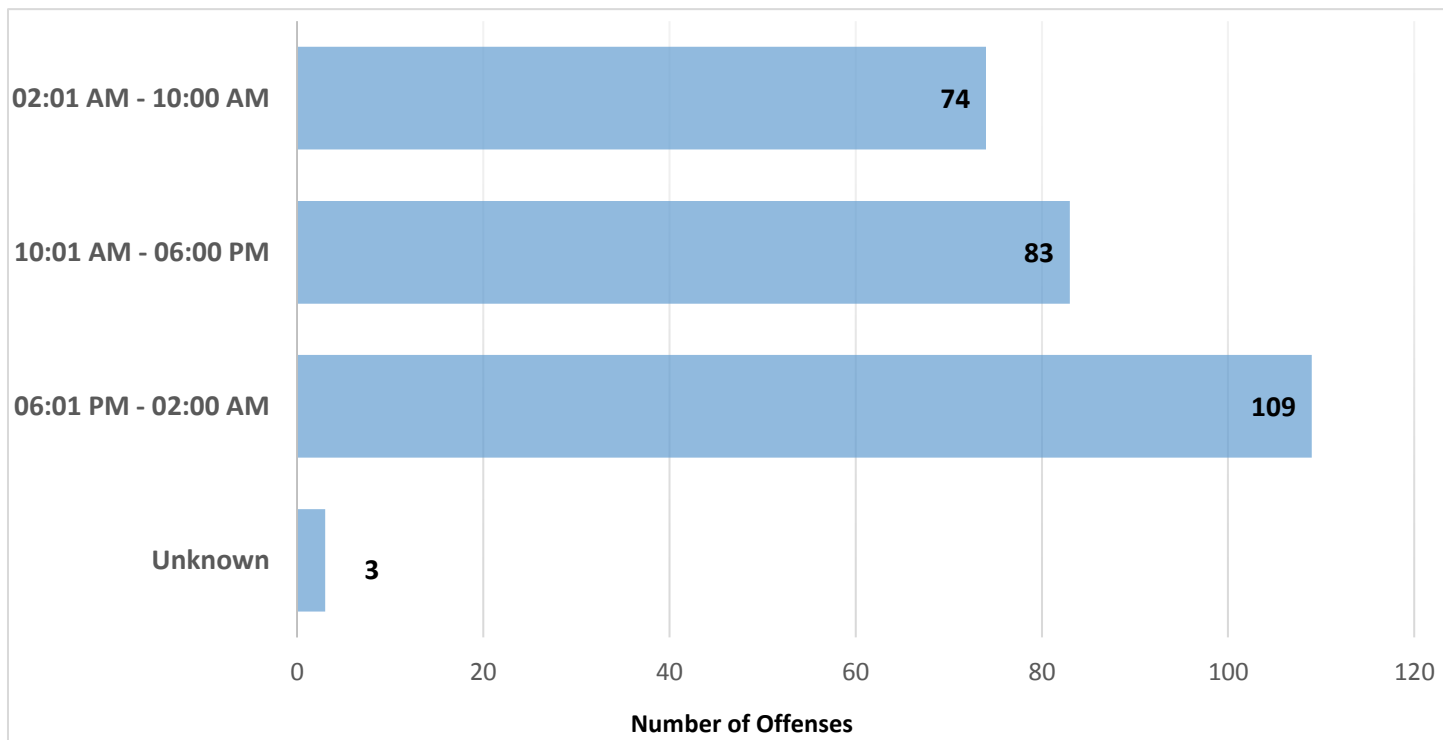


### MURDER BY DAY OF WEEK

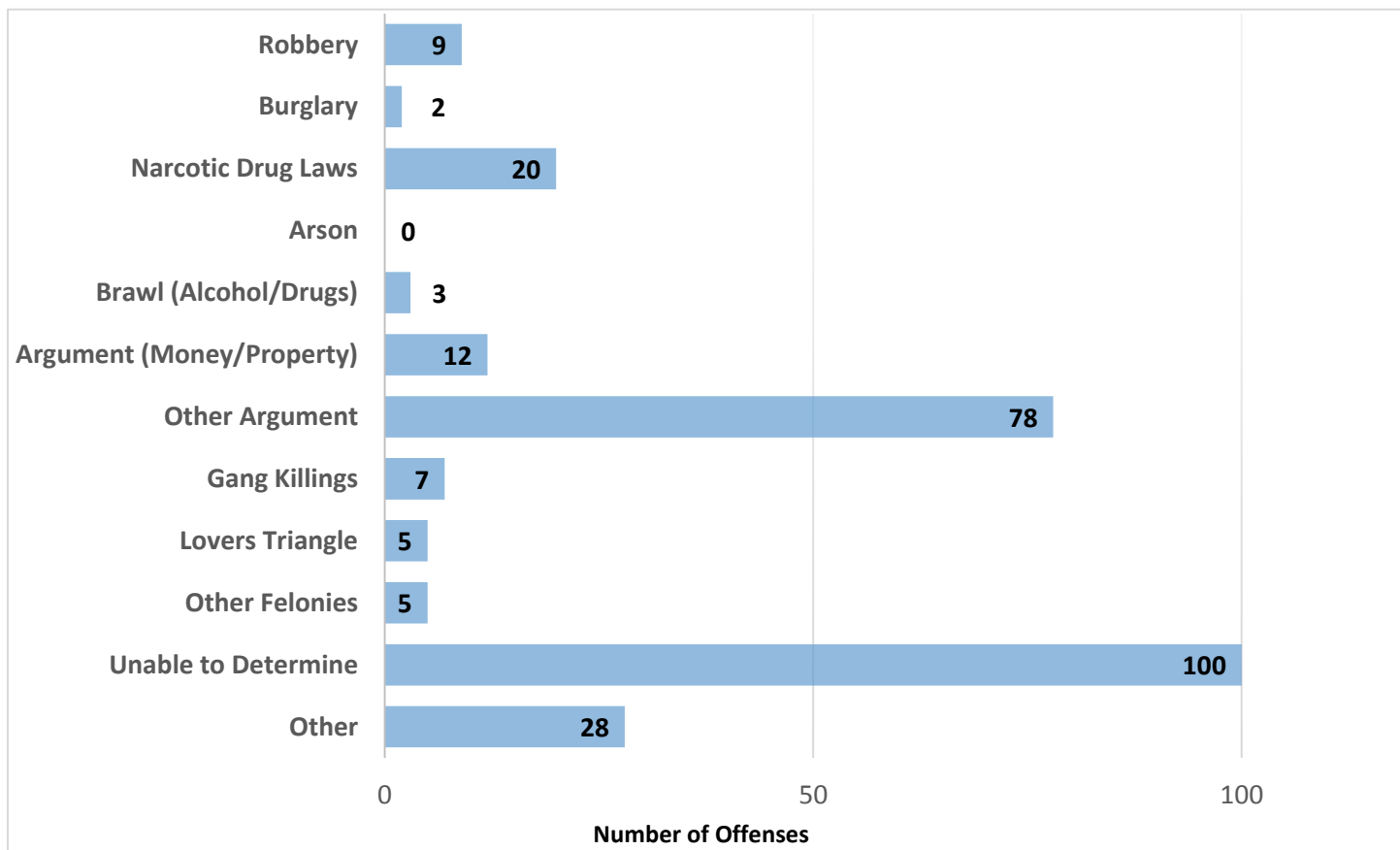




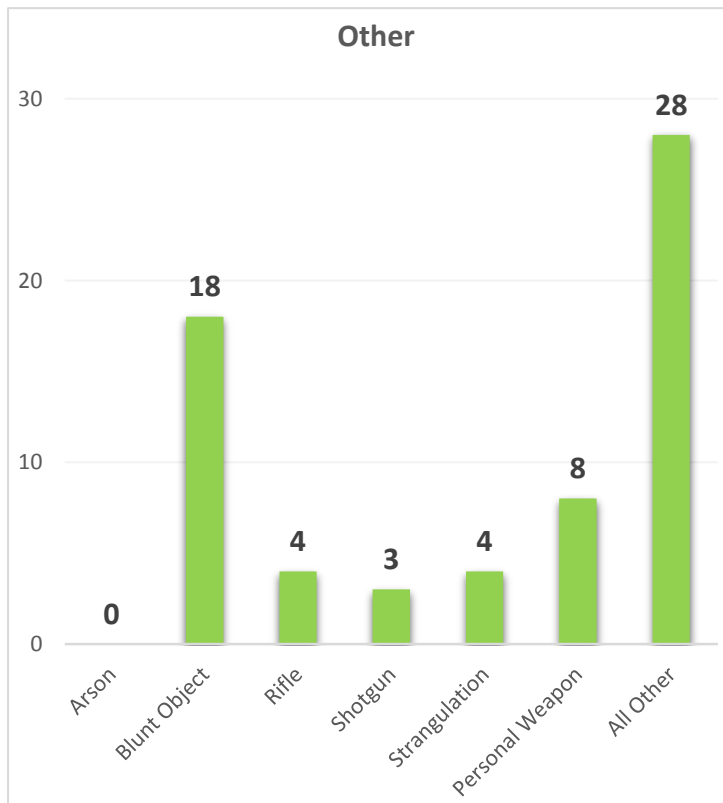
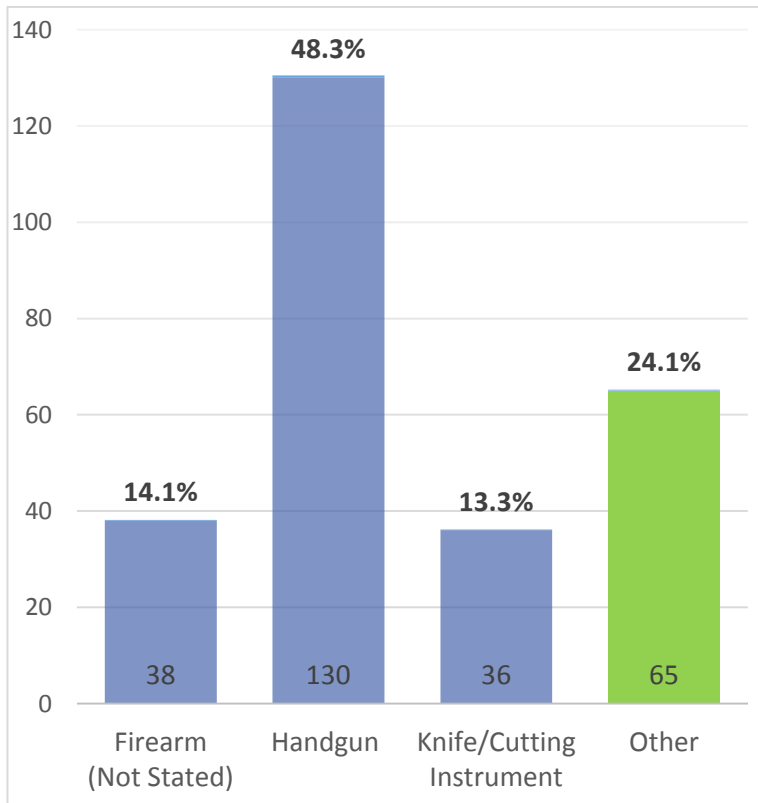
### MURDER BY TIME OF DAY



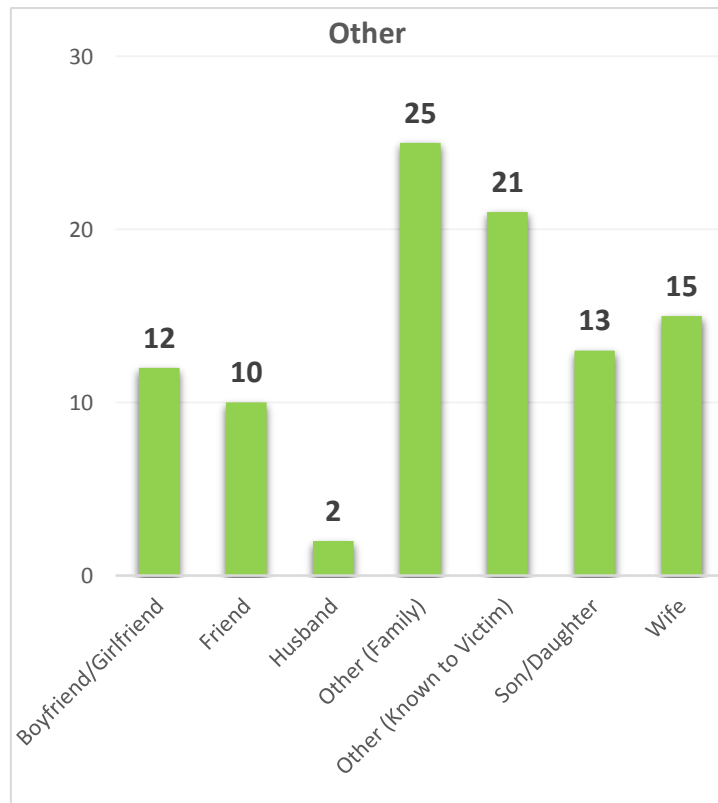
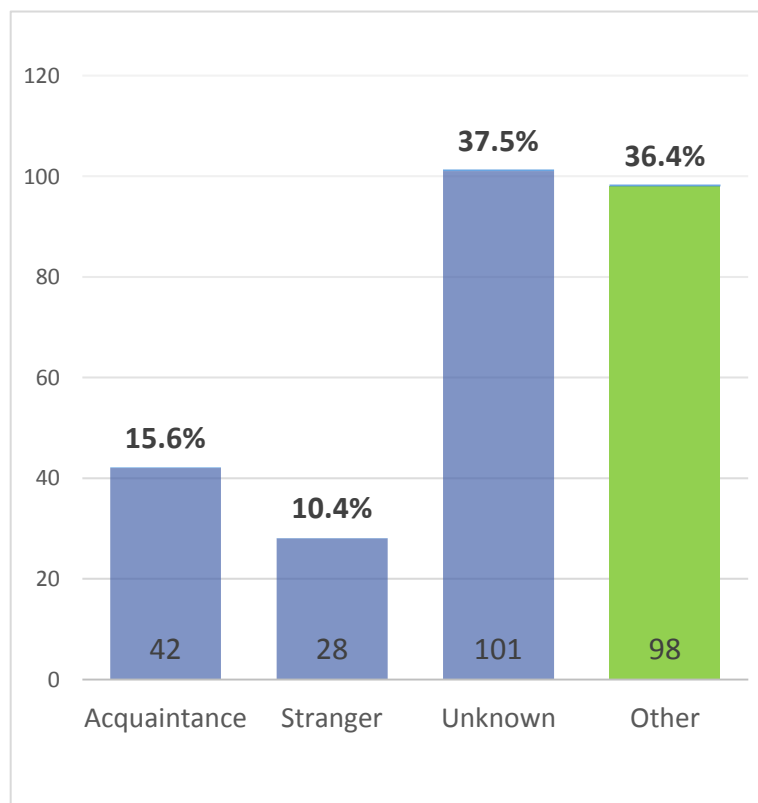
### MURDER DISTRIBUTION BY CIRCUMSTANCE



### MURDER BY TYPE OF WEAPON USED



### MURDER DISTRIBUTION BY RELATIONSHIP



**MURDER VICTIM BY AGE, SEX, RACE, AND ETHNIC ORIGIN**

Age	Number	Dist.	Sex		Race					Ethnic Origin	
			Male	Female	White	Black	Indian	Asian	Pacific Islander	Hispanic	Not Hispanic
Infant	2	0.7%	1	1	1	1	--	--	--	--	2
1-4	9	3.3%	4	5	6	3	--	--	--	5	4
5-9	3	1.1%	1	2	3	--	--	--	--	--	1
10-14	--	0.0%	--	--	--	--	--	--	--	--	--
15-19	21	7.8%	17	4	16	4	1	--	--	10	11
20-24	51	18.9%	45	6	30	17	3	1	--	12	39
25-29	37	13.7%	33	4	30	4	3	--	--	17	20
30-34	37	13.7%	26	11	22	13	1	1	--	16	20
35-39	16	5.9%	14	2	14	1	--	1	--	4	11
40-44	20	7.4%	15	5	14	5	1	--	--	7	13
45-49	21	7.8%	12	9	17	2	1	1	--	8	13
50-54	11	4.0%	8	3	11	--	--	--	--	3	7
55-59	16	5.9%	13	3	15	1	--	--	--	4	11
60-64	10	3.7%	7	3	10	--	--	--	--	1	9
65-69	2	0.7%	2	--	2	--	--	--	--	--	2
70-74	8	2.9%	5	3	6	--	--	1	--	--	6
75+	5	1.8%	3	2	4	--	1	--	--	--	5
Unknown	--	0.0%	--	--	--	--	--	--	--	--	--
<b>TOTAL</b>	<b>269</b>	<b>--</b>	<b>206</b>	<b>63</b>	<b>201</b>	<b>51</b>	<b>11</b>	<b>5</b>	<b>--</b>	<b>87</b>	<b>174</b>
Distribution	--	100.0%	76.5%	23.4%	74.7%	18.9%	4.0%	1.8%	--	32.3%	64.6%
Adult	250	92.9%	198	52	187	46	11	5	--	80	164
Juvenile	19	7.0%	8	11	14	5	--	--	--	7	10
Unknown	2	0.7%	2	--	--	--	--	--	--	--	--

## RAPE

---

### DEFINITION

Rape is defined as penetration, no matter how slight, of the vagina or anus with any body part or object, or oral penetration by a sex organ of another person, without the consent of the victim. Assaults or attempts to commit forcible rape are also included; however, statutory rape (without force) and other sex offenses are not counted in this category.

### 2015 SUMMARY

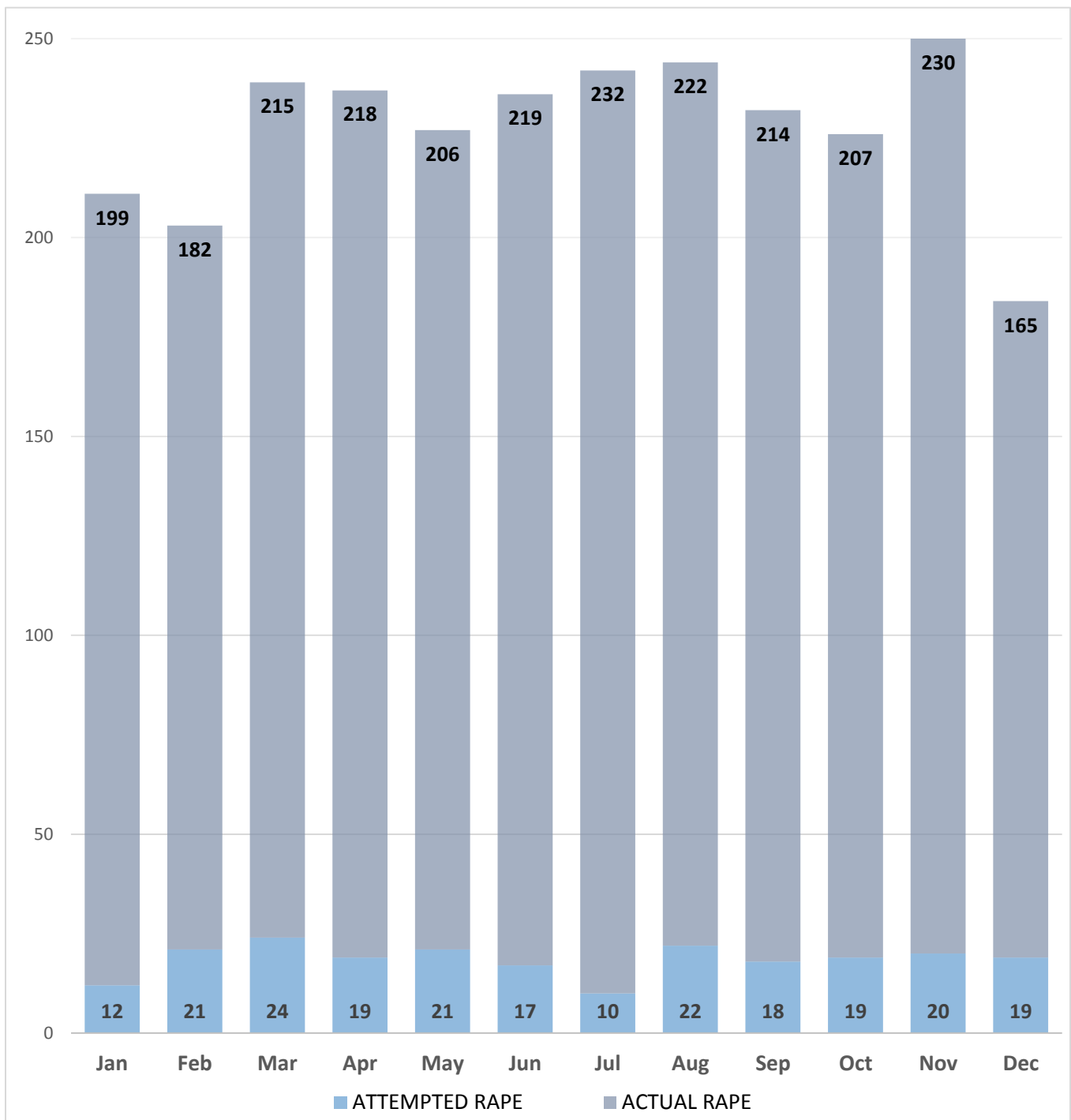
- There were 2,731 rapes reported during 2015.
- Rape accounted for 1.2 percent of the total index offenses and 11.1 percent of violent crimes.
- November recorded the highest number with 250, while December recorded the lowest with 184.
- Of the total rapes reported, rape accounted for 2,509 offenses and attempted rape accounted for 222 offenses.
- The total value of property stolen amounted to \$41,640.

### ARRESTS/CLEARANCES

- A total of 276 persons were arrested in 2015.
- Adults accounted for 227 arrests and juveniles accounted for 49 arrests.
- Of those persons arrested, 81.5 percent were White, 11.2 percent were Black, 6.5 percent were American Indian/Alaskan Native, 0.3 percent were Asian and 0.3 percent were Pacific Islander.
- Hispanics accounted for 33.6 percent of the arrests.
- There were 583 clearances for rape reported in 2015. Juveniles represented 15.9 percent of this total.

## RAPE BY MONTH

### TOTAL OFFENSES



## ROBBERY

---

### DEFINITION

Robbery is defined as the taking or attempting to take anything of value from the care, custody, or control of a person by force or threat of force and/or by putting the victim in fear. Robbery involves a theft or larceny but is aggravated by the element of force or threat of force.

### 2015 SUMMARY

- There were 6,187 robberies reported during 2015.
- Robbery accounted for 2.7 percent of the total index offenses and 25.1 percent of the violent crimes.
- September recorded the highest number with 576, while February recorded the lowest with 442.
- Robberies occurring on highways (streets, alleys, and sidewalks) recorded the highest number, with 2,022 or 32.6 percent of all robberies.
- Bank robberies had the lowest number, with 129, or 2.0 percent of all robberies.
- The total value of property stolen amounted to \$5,542,269.
- Robberies occurring on Commercial House had the highest total dollar loss of \$1,386,200.
- Bank robberies had the highest dollar loss per robbery of \$1,998.
- Firearms represented the most common weapon used in 2,503 robberies, or 40.4 percent.

### ARRESTS / CLEARANCES

- A total of 1,694 persons were arrested in 2015.
- Adults accounted for 1,477 arrests and juveniles accounted for 217 arrests.
- Males accounted for 1,471 arrests, or 86.8 percent, and females accounted for 237 arrests, or 13.9 percent.
- Of those persons arrested, 69.0 percent were White, 25.0 percent were Black, 5.6 percent were American Indian/Alaskan Native, 0.1 percent were Asian and 0.1 percent were Pacific Islander.
- Hispanics accounted for 37.3 percent of the arrests.
- There were 1,650 clearances for robbery reported in 2015. Juveniles represented 8.4 percent of this total.

## ROBBERY BY LOCATION AND VALUE

Location	Number of Offenses	Distribution	Total Dollar Value Stolen	Average Dollar Value Stolen
Highway	2,022	35.4%	\$1,292,529	\$640
Commercial House	1,151	20.1%	\$1,386,200	\$1,205
Gas or Service Station	206	3.6%	\$40,620	\$198
Convenience Store	455	7.9%	\$95,916	\$211
Residence	904	15.8%	\$1,219,656	\$1,350
Bank	129	2.2%	\$257,663	\$1,998
Miscellaneous	838	14.6%	\$1,249,685	\$1,492
<b>TOTAL</b>	<b>5,705</b>	<b>100.0%</b>	<b>\$5,542,269</b>	<b>\$972</b>

## ROBBERY BY MONTH AND WEAPON USED

Weapon	Total	Jan	Feb	Mar	Apr	May	Jun	Jul	Aug	Sep	Oct	Nov	Dec
Firearm	2,503	208	184	161	197	222	228	228	245	213	205	169	243
Knife/Cutting Instrument	687	56	38	65	46	71	60	56	57	64	63	46	65
Other Dangerous Weapon	641	52	48	53	37	67	59	56	57	65	43	58	46
Strong Arm	2,356	215	172	213	185	185	212	205	213	234	184	185	153
<b>TOTAL</b>	<b>6,187</b>	<b>531</b>	<b>442</b>	<b>492</b>	<b>465</b>	<b>545</b>	<b>559</b>	<b>545</b>	<b>572</b>	<b>576</b>	<b>495</b>	<b>458</b>	<b>507</b>

---

## AGGRAVATED ASSAULT

---

### DEFINITION

Aggravated assault is defined as the unlawful attack by one person upon another for the purpose of inflicting severe or aggravated bodily injury. This type of assault usually is accompanied by the use of a weapon or by other means likely to produce death or great bodily harm. Assaults that do not involve the use of a firearm, knife or cutting instrument, or other dangerous weapon and in which the victim did not sustain serious or aggravated injuries are reported as Other Assaults – Simple, not aggravated.

### 2015 SUMMARY

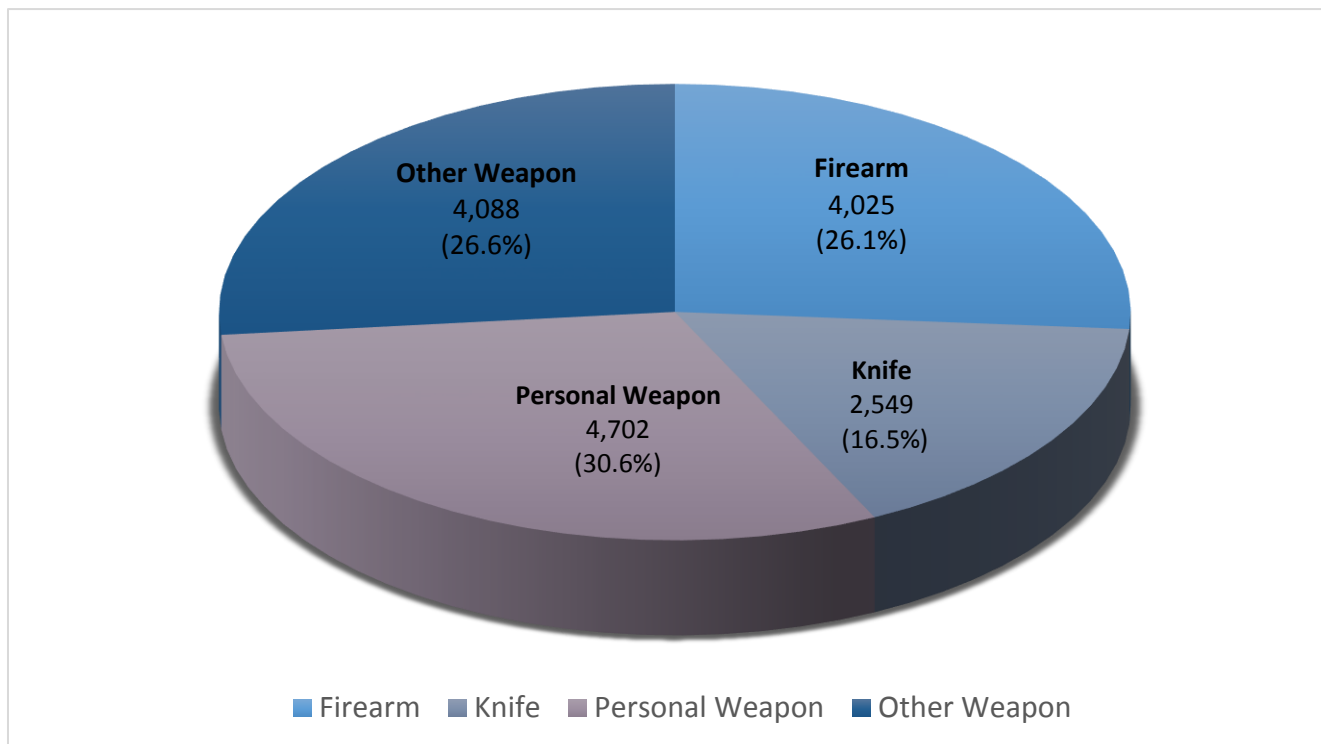
- There were 15,364 aggravated assaults reported during 2015.
- Aggravated assault accounted for 6.7 percent of the total index offenses and 62.5 percent of the violent crimes.
- July recorded the highest number with 1,465, while February recorded the lowest with 987.
- Physical weapons (hand, fists, feet) represented the most common weapon used in 4,702 aggravated assaults, or 30.6 percent.
- Physical weapons (hands, fists, feet) were used in 30.6 percent, and firearms were used in 26.1 percent of reported aggravated assaults.
- There were 56,516 simple assaults reported in 2015. Simple assault is primarily differentiated from aggravated assault by the seriousness of the injury and the weapon used. Simple assault is not a Crime Index offense but is reported here for the purpose of showing the total assault violence.

### ARRESTS / CLEARANCES

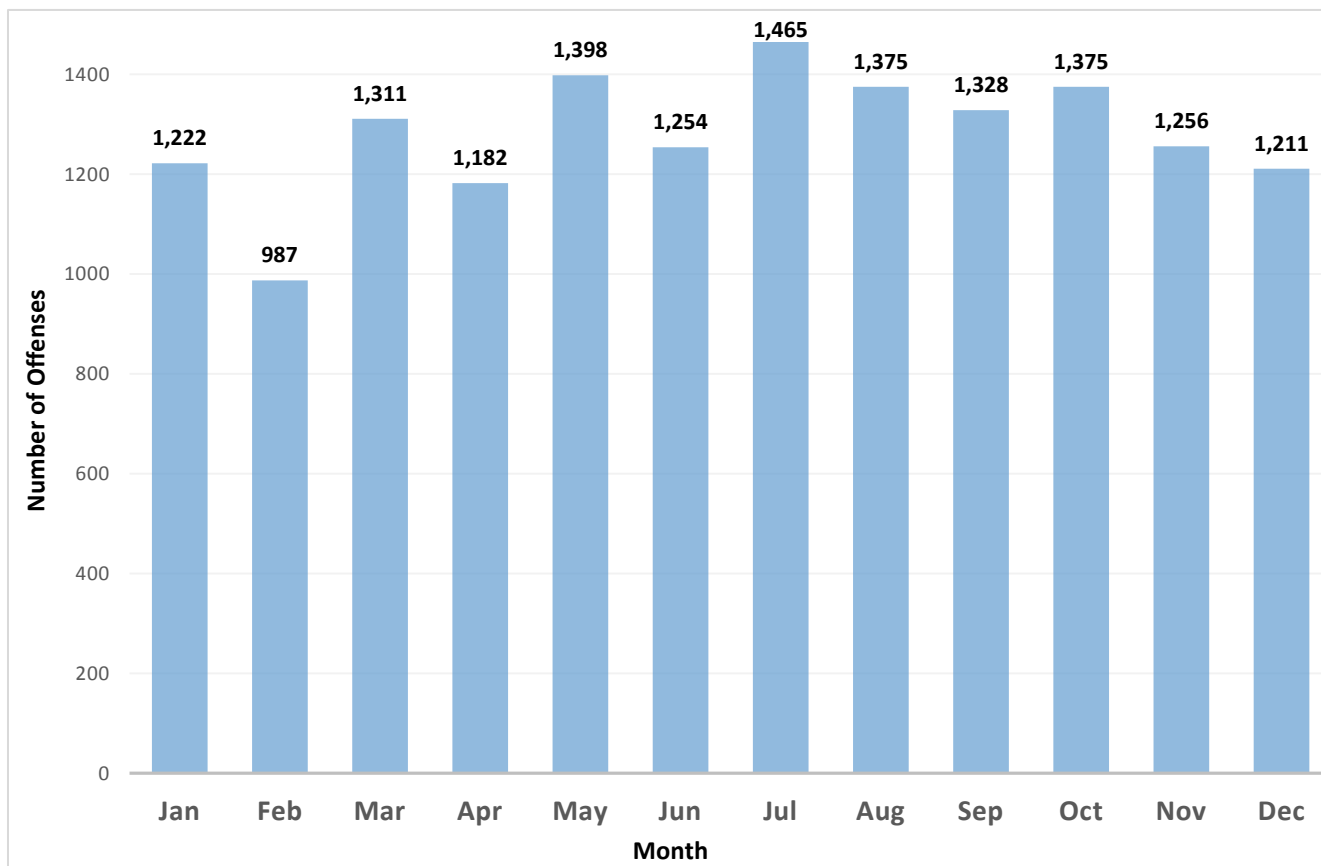
- A total of 6,772 persons were arrested in 2015.
- Adults accounted for 6,235 arrests and juveniles accounted for 537 arrests.
- Males accounted for 5,492 arrests, or 81.0 percent, and females accounted for 1,281 arrests, or 18.9 percent.
- Of those persons arrested, 74.5 percent were White, 15.6 percent were Black, 8.9 percent were American Indian/Alaskan Native, 0.7 percent were Asian and 0.1 percent were Pacific Islander.
- Hispanics accounted for 30.8 percent of the arrests.
- There were 7,350 clearances for aggravated assault reported in 2015. Juveniles represented 8.3 percent of this total.



### ASSAULTS BY WEAPON USED



### ASSAULTS BY MONTH



# BURGLARY

---

## DEFINITION

Burglary is defined as the unlawful entry of a structure to commit a felony or theft. To classify an offense as a burglary, the use of force to gain entry need not have occurred. The UCR Program has three subclassifications for burglary: forcible entry, unlawful entry where no force is used, and attempted forcible entry. The UCR definition of "structure" includes apartment, barn, house trailer or houseboat when used as a permanent dwelling, office, railroad car (but not automobile), stable, and vessel (i.e., ship).

## 2015 SUMMARY

- There were 36,436 burglaries reported during 2015.
- Burglary accounted for 16.1 percent of the total index offenses and 18.0 percent of the property crimes.
- July recorded the highest number with 3,320, while April recorded the lowest with 2,887.
- Forcible entry was used in 19,431, or 53.3 percent of the total burglaries.
- Residential burglaries accounted for 26,546, or 72.8 percent of the total burglaries.
- In burglaries where the time of occurrence was known 23,440, or 41.6 percent occurred between the hours of 06:00 AM and 06:00 PM.
- The total value of property stolen amounted to \$79,676,826.
- Residential burglaries accounted for the highest property loss of \$65,002,190.

## ARRESTS/CLEARANCES

- A total of 3,820 persons were arrested in 2015.
- Adults accounted for 3,091 arrests and juveniles accounted for 729 arrests.
- Males accounted for 3,286 arrests, or 86.0 percent, and females accounted for 552 arrests, or 14.4 percent.
- Of those persons arrested, 83.2 percent were White, 13.1 percent were Black, 3.3 percent were American Indian/Alaskan Native, 0.2 percent were Asian and 0.1 percent were Pacific Islander.
- Hispanics accounted for 32.6 percent of the arrests.
- There were 3,464 clearances for burglary reported in 2015. Juveniles represented 12.5 percent of this total.

### BURGLARY BY LOCATION AND VALUE

Location	Number of Offenses	Distribution	Value Stolen	Average Value Stolen
<b>Residence</b>				
Night (6 PM-6 AM)	5,512	16.1%	\$14,196,096	\$2,576
Day (6 AM-6 PM)	12,600	36.9%	\$30,813,080	\$2,446
Unknown	8,434	24.7%	\$19,993,014	\$2,371
<b>SUBTOTAL</b>	<b>26,546</b>	<b>77.9%</b>	<b>\$65,002,190</b>	<b>\$2,449</b>
<b>Non-Residence</b>				
Night (6 PM-6 AM)	2,737	8.0%	\$4,167,285	\$1,523
Day (6 AM-6 PM)	2,591	7.6%	\$4,981,969	\$1,923
Unknown	2,191	6.4%	\$5,525,382	\$2,522
<b>SUBTOTAL</b>	<b>7,519</b>	<b>22.0%</b>	<b>\$14,674,636</b>	<b>\$1,952</b>
<b>TOTAL</b>	<b>34,065</b>	<b>100.0%</b>	<b>\$79,676,826</b>	<b>\$2,339</b>

### BURGLARY BY MONTH AND MEANS OF ENTRY

Entry Type	Total	Jan	Feb	Mar	Apr	May	Jun	Jul	Aug	Sep	Oct	Nov	Dec
Forcible Entry	19,431	1,792	1,517	1,601	1,546	1,540	1,515	1,756	1,582	1,737	1,605	1,513	1,727
Unlawful Entry – No Force	14,741	1,273	1,142	1,199	1,154	1,242	1,233	1,357	1,153	1,321	1,149	1,338	1,180
Attempted Forcible Entry	2,264	208	202	177	187	182	176	207	166	183	177	190	209
<b>TOTAL</b>	<b>36,436</b>	<b>3,273</b>	<b>2,861</b>	<b>2,977</b>	<b>2,887</b>	<b>2,964</b>	<b>2,924</b>	<b>3,320</b>	<b>2,901</b>	<b>3,241</b>	<b>2,931</b>	<b>3,041</b>	<b>3,116</b>

## LARCENY-THEFT

---

### DEFINITION

Larceny-theft is defined as the as the unlawful taking, carrying, leading, or riding away of property from the possession or constructive possession of another. Examples are thefts of bicycles, motor vehicle parts and accessories, shoplifting, pocket-picking, or the stealing of any property or article that is not taken by force and violence or by fraud. Attempted larcenies are included. Embezzlement, confidence games, forgery, check fraud, etc., are excluded.

### 2015 SUMMARY

- There were 147,938 larceny-thefts reported during 2015.
- Larceny-theft accounted for 65.4 percent of the total index offenses and 73.4 percent of the property crimes.
- December recorded the highest number with 13,774, while February was the lowest with 10,809.
- Larceny-theft in the under \$50 category reported the highest number of incidents with 64,415, or 43.5 percent.
- Shoplifting accounted for 55,401 larceny-thefts or 37.4 percent.
- The total value of property stolen amounted to \$88,777,112.

### ARRESTS/CLEARANCES

- A total of 35,167 persons were arrested in 2015.
- Adults accounted for 30,519 arrests and juveniles accounted for 4,648 arrests.
- Males accounted for 20,635 arrests, or 58.6 percent and females accounted for 15,235 arrests, or 43.3 percent.
- Of those persons arrested, 68.3 percent were White, 9.7 percent were Black, 8.0 percent were American Indian/Alaskan Native, 0.5 percent were Asian and 0.1 percent were Pacific Islander.
- Hispanics accounted for 22.9 percent of the arrests.
- There were 32,885 clearances for larceny-theft reported in 2015. Juveniles represented 10.3 percent of this total.

## LARCENY-THEFT BY TYPE AND MONTH

Classification	Total	Dist.	Jan	Feb	Mar	Apr	May	Jun	Jul	Aug	Sep	Oct	Nov	Dec
Pocket Picking	495	0.3%	62	45	39	30	47	39	32	35	44	31	48	43
Purse Snatching	418	0.2%	32	19	28	28	41	38	39	28	49	35	32	49
Shoplifting	55,401	38.9%	3,955	2,997	4,277	4,405	4,620	4,813	5,078	4,460	4,758	5,224	5,383	5,431
From Motor Vehicles	23,681	16.6%	1,588	1,300	1,953	1,994	2,086	1,862	1,860	1,861	2,047	2,050	2,442	2,638
Motor Vehicle Parts and/or accessories	7,004	4.9%	344	308	735	691	654	715	790	629	646	521	509	462
Bicycles	6,085	4.2%	370	377	579	567	498	471	548	473	636	567	543	456
From Buildings	8,931	6.2%	574	550	831	800	767	700	749	750	797	760	842	811
From Coin-Operated Machines	330	0.2%	26	32	40	31	16	25	21	10	48	16	31	34
All Other	39,896	28.0%	2,957	2,493	3,178	3,266	3,391	3,341	3,512	3,407	3,373	3,560	3,568	3,850
<b>TOTAL</b>	<b>142,237</b>	<b>100.0%</b>	<b>9,908</b>	<b>8,121</b>	<b>11,660</b>	<b>11,812</b>	<b>12,118</b>	<b>12,004</b>	<b>12,629</b>	<b>11,653</b>	<b>12,398</b>	<b>12,762</b>	<b>13,398</b>	<b>13,774</b>

## LARCENY-THEFT BY VALUE BY MONTH

Value	Total	Dist.	Jan	Feb	Mar	Apr	May	Jun	Jul	Aug	Sep	Oct	Nov	Dec
Over \$200	46,077	32.3%	3,221	2,789	4,301	4,141	4,239	4,106	4,465	3,934	4,242	3,607	3,609	3,423
\$50 to \$200	31,745	22.3%	2,337	1,927	2,594	2,826	2,804	2,852	2,896	2,732	2,861	2,672	2,529	2,715
Under \$50	64,415	45.2%	4,350	3,405	4,765	4,845	5,075	5,046	5,268	4,987	5,295	6,483	7,260	7,636
<b>TOTAL</b>	<b>142,237</b>	<b>100.0%</b>	<b>13,481</b>	<b>11,101</b>	<b>11,687</b>	<b>11,571</b>	<b>11,221</b>	<b>12,132</b>	<b>11,808</b>	<b>12,277</b>	<b>12,712</b>	<b>12,977</b>	<b>11,897</b>	<b>12,814</b>

## LARCENY-THEFT BY CLASSIFICATION AND VALUE

Classification by Value of Property Stolen	Number of Offenses	Total Value Stolen	Average Value	Percent Distribution (Value)
\$200 and Over	46,077	\$84,638,069	\$1,837	95.3%
\$50 to \$200	31,745	\$3,323,640	\$105	3.7%
Under \$50	64,415	\$815,403	\$13	0.9%
<b>TOTAL</b>	<b>142,237</b>	<b>\$88,777,112</b>	<b>\$625</b>	<b>100.0%</b>

## ADDITIONAL ANALYSIS OF LARCENY-THEFT

Classification	Number of Offenses	Total Value Stolen	Average Value	Percent Distribution (Value)
Pocket Picking	495	\$330,111	\$667	0.3%
Purse Snatching	418	\$200,637	\$480	0.2%
Shoplifting	55,401	\$6,439,455	\$117	7.2%
From Motor Vehicles	23,681	\$16,236,494	\$686	18.2%
Motor Vehicle Parts and/or Accessories	7,004	\$3,072,005	\$439	3.4%
Bicycles	6,085	\$2,551,827	\$420	2.8%
From Buildings	8,931	\$13,636,805	\$1,527	15.3%
From Coin-Operated Machines	330	\$72,351	\$220	0.1%
All Other	39,896	\$46,238,084	\$1,159	52.0%
<b>TOTAL</b>	<b>142,237</b>	<b>\$88,777,112</b>	<b>\$625</b>	<b>100.0%</b>

## MOTOR VEHICLE THEFT

---

### DEFINITION

Motor Vehicle Theft is defined as the theft or attempted theft of a motor vehicle. This definition excludes the taking for temporary use by those persons having lawful access to the vehicle. For UCR purposes, a motor vehicle is defined as a self-propelled vehicle that runs on land and not on rails. Motor vehicle theft does not include farm equipment, bulldozers, airplanes, construction equipment, or water craft such as motorboats, sailboats, houseboats, or jet skis. The taking of a motor vehicle for temporary use by persons having lawful access is excluded from this definition.

### 2015 SUMMARY

- There were 16,089 motor vehicle thefts reported during 2015.
- Motor vehicle theft accounted for 7.1 percent of the total index offenses and 7.9 percent of the property crimes.
- January recorded the highest number with 1,524, while February recorded the lowest with 1,263.
- Autos represented the highest single category of motor vehicle theft with 11,245, or 69.8 percent.
- The total dollar loss amounted to \$85,012,759. This includes not only the value of the stolen motor vehicle, but any other personal property reported stolen during the incident.

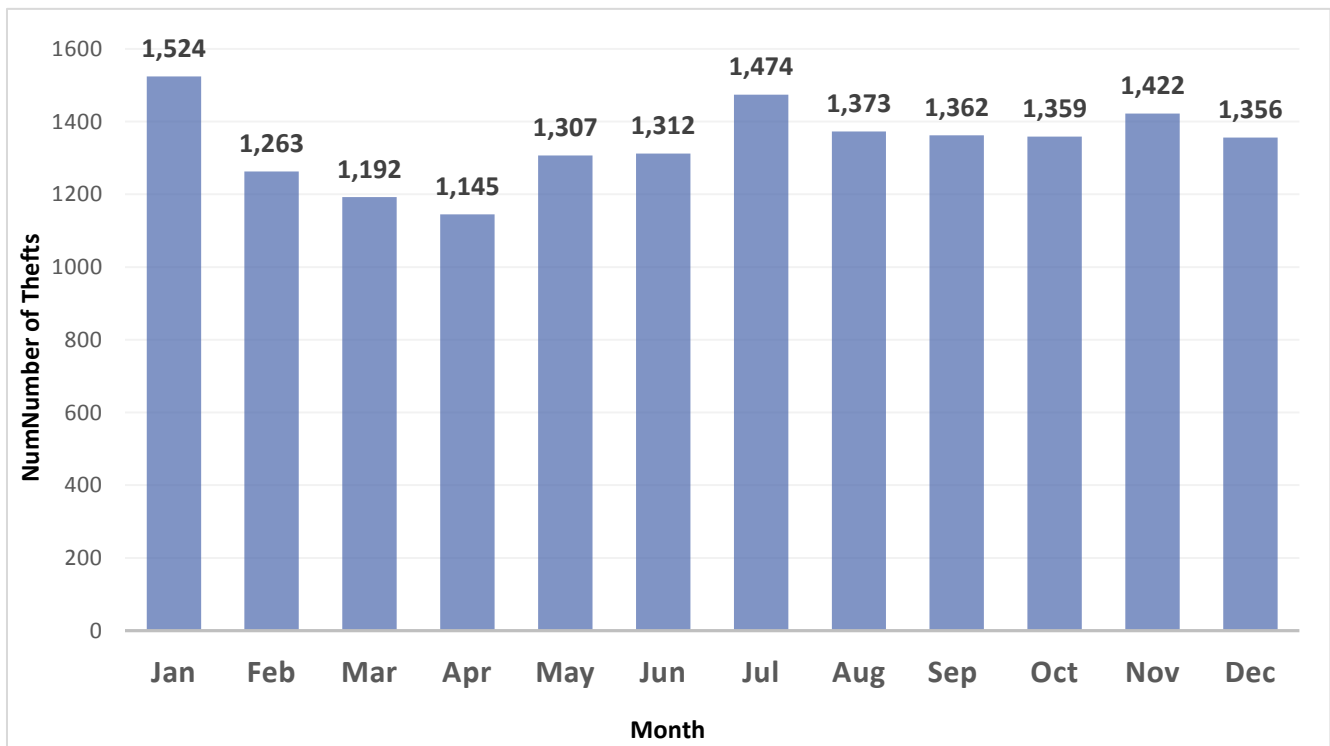
### ARRESTS / CLEARANCES

- A total of 1,610 persons were arrested in 2015.
- Adults accounted for 1,314 arrests and juveniles accounted for 296 arrests.
- Males accounted for 1,269 arrests, or 78.8 percent, and females accounted for 379 arrests, or 23.5 percent.
- Of those persons arrested, 82.4 percent were White, 11.4 percent were Black, 5.5 percent were American Indian/Alaskan Native, 0.5 percent were Asian and 0.0 percent were Pacific Islander.
- Hispanics accounted for 35.6 percent of the arrests.
- There were 1,738 clearances for motor vehicle theft reported in 2015. Juveniles represented 11.7 percent of this total.

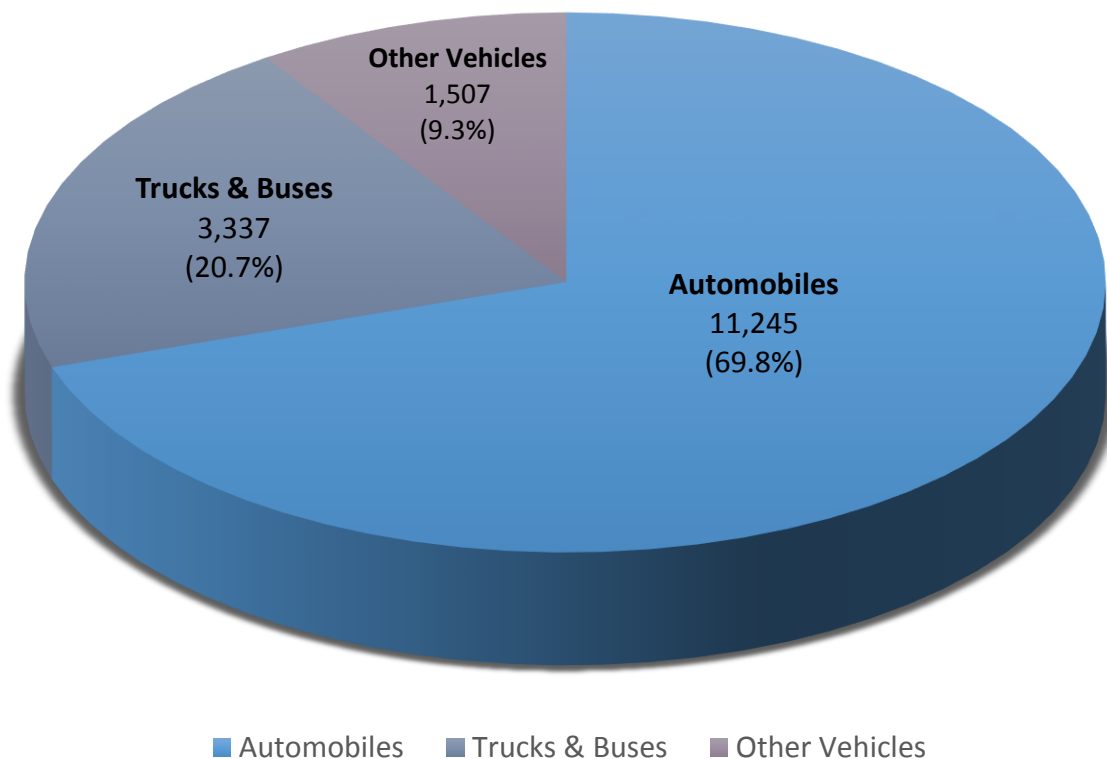
### RECOVERED MOTOR VEHICLES

Recovered motor vehicles that were locally stolen amounted to 11,275, or an 86.5 percent recovery rate. Of those, 8,298 were recovered locally and 2,977 were recovered by another jurisdiction.

### MOTOR VEHICLE THEFTS BY MONTH



### MOTOR VEHICLE THEFTS BY TYPE OF VEHICLE





# ARSON

---

## DEFINITION

The FBI UCR Program defines arson as any willful or malicious burning or attempting to burn, with or without intent to defraud, a dwelling house, public building, motor vehicle or aircraft, personal property of another, etc. Only the fires that investigation determined to have been willfully set are included in this arson data collection. Fires labeled as suspicious or of unknown origin are excluded from these data.

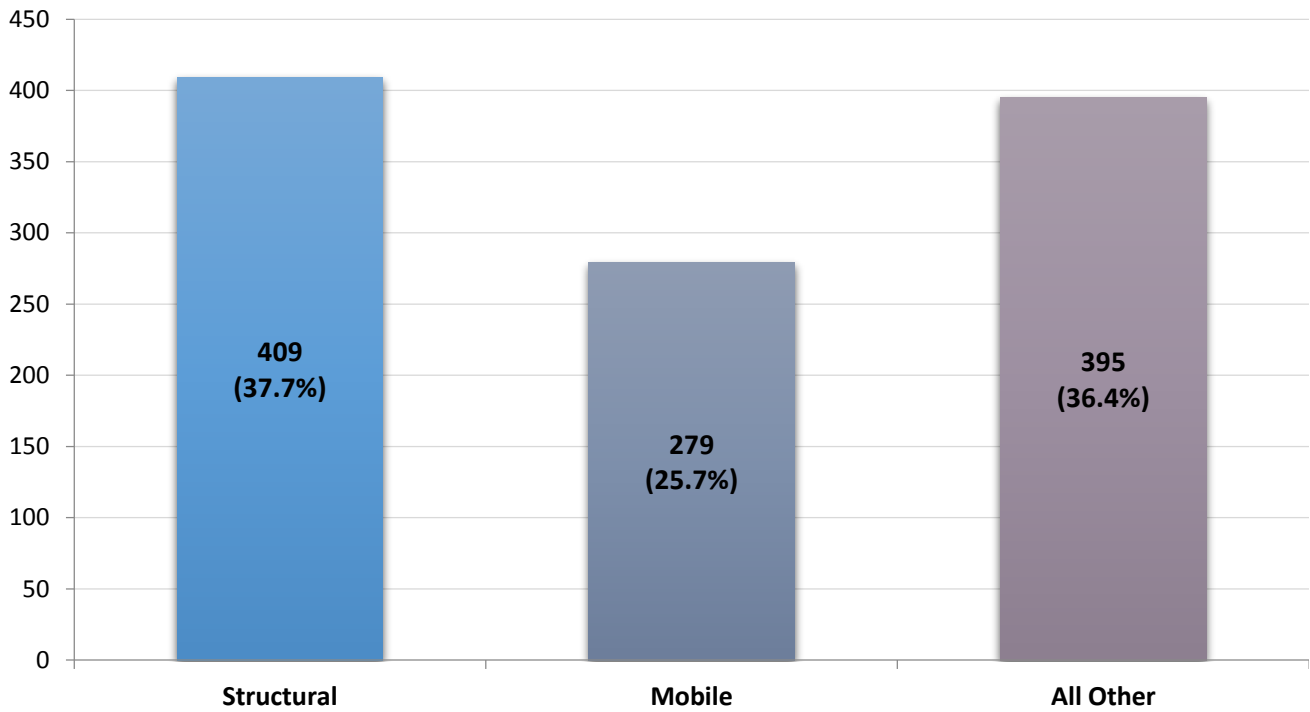
## 2015 SUMMARY

- There were 1,083 arsons reported during 2015.
- Arson accounted for 0.4 percent of the total Index offenses and 0.5 percent of the property crimes.
- June recorded the highest number with 116, while February recorded the lowest with 53.
- Structural arson accounted for 409 offenses or 37.7 percent.
- Motor vehicle arson accounted for the highest single known category with 259, while industrial/manufacturing arson was the lowest with 13.
- The total estimated value of property damage amounted to \$4,333,266.
- Single Occupancy Residential arson had the highest dollar loss with \$1,336,895.

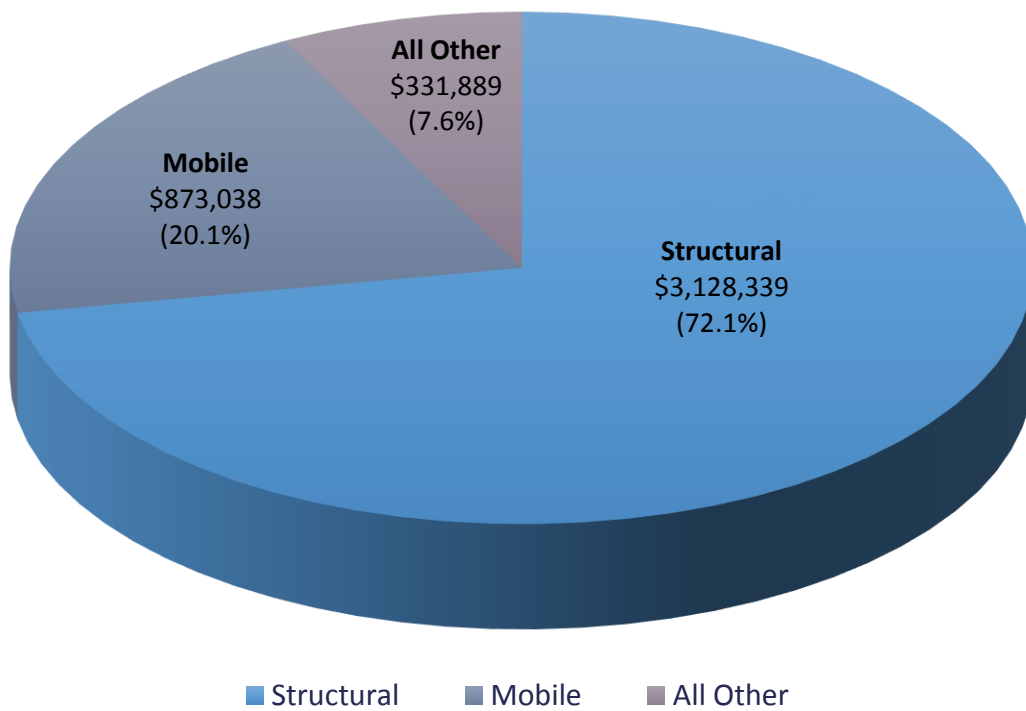
## ARRESTS / CLEARANCES

- A total of 189 persons were arrested in 2015.
- Adults accounted for 105 arrests and juveniles accounted for 84 arrests.
- Males accounted for 151 arrests, or 79.8 percent, and females accounted for 40 arrests, or 21.1 percent.
- Of those persons arrested, 81.4 percent were White, 11.1 percent were Black, 5.8 percent were American Indian/Alaskan Native, 1.5 percent were Asian and 0.0 percent were Pacific Islander.
- Hispanics accounted for 29.6 percent of the arrests.
- There were 228 clearances for arson reported in 2015. Juveniles represented 23.2 percent of this total.

### ARSON BY PROPERTY CLASSIFICATION



### VALUE OF PROPERTY DAMAGED



## ARSON OFFENSES BY PROPERTY TYPE

Property Classification	Total	Jan	Feb	Mar	Apr	May	Jun	Jul	Aug	Sep	Oct	Nov	Dec	Value of Property Damage
<b>Structure</b>														
Single Occupancy Residential: Houses, Townhouses, Duplexes, Etc.	168	11	12	8	15	24	17	12	19	9	15	18	8	\$1,336,895
Other Residential: Apartments, Hotels, Motels, Dormitories, Etc.	57	3	3	7	4	8	4	6	2	3	7	3	7	\$368,317
Storage: Barns, Garages, Warehouses, Etc.	21	2	--	3	2	--	3	1	4	1	2	1	2	\$16,501
Industrial/Manufacturing	13	--	1	--	5	2	--	2	1	1	--	1	--	\$70,000
Other Commercial: Stores, Restaurants, Offices, Etc.	43	3	5	6	2	5	7	4	3	1	--	3	4	\$264,974
Community/Public Churches, Jails, Schools, Etc.	57	6	4	3	7	8	8	5	1	3	5	3	4	\$986,753
All Other: Monuments, Buildings under Construction, Etc.	50	2	2	2	1	3	5	9	1	1	5	10	9	\$84,899
<b>SUBTOTAL</b>	<b>409</b>	<b>27</b>	<b>27</b>	<b>29</b>	<b>36</b>	<b>50</b>	<b>44</b>	<b>39</b>	<b>31</b>	<b>19</b>	<b>34</b>	<b>39</b>	<b>34</b>	<b>\$3,128,339</b>
<b>Mobile</b>														
Motor Vehicles: Autos, Trucks, Buses, Motorcycles, Etc.	259	13	8	19	16	23	29	29	33	40	21	21	7	\$861,277
All Other: Trailers, Recreational Vehicles, Airplanes, Boats, Etc.	20	1	--	2	--	5	3	--	4	2	--	2	1	\$11,761
<b>SUBTOTAL</b>	<b>279</b>	<b>14</b>	<b>8</b>	<b>21</b>	<b>16</b>	<b>28</b>	<b>32</b>	<b>29</b>	<b>37</b>	<b>42</b>	<b>21</b>	<b>23</b>	<b>8</b>	<b>\$873,038</b>
<b>All Other</b>														
Crops, Timber, Fences, Signs, Etc.	395	22	18	34	35	42	40	46	31	39	30	21	37	\$331,889
<b>TOTAL</b>	<b>1,083</b>	<b>63</b>	<b>53</b>	<b>84</b>	<b>87</b>	<b>120</b>	<b>116</b>	<b>114</b>	<b>99</b>	<b>100</b>	<b>85</b>	<b>83</b>	<b>79</b>	<b>\$4,333,266</b>

---

# HUMAN TRAFFICKING

---

## DEFINITION

Human Trafficking is defined as two categories:

1) **Commercial Sex Acts**

Inducing a person by force, fraud, or coercion to participate in commercial sex acts, or in which the person induced to perform such act(s) has not attained 18 years of age.

2) **Involuntary Servitude**

The obtaining of a person(s) through recruitment, harboring, transportation, or provision, and subjecting such persons by force, fraud, or coercion into involuntary servitude, peonage, debt bondage, or slavery (not to include commercial sex acts).

## 2015 SUMMARY

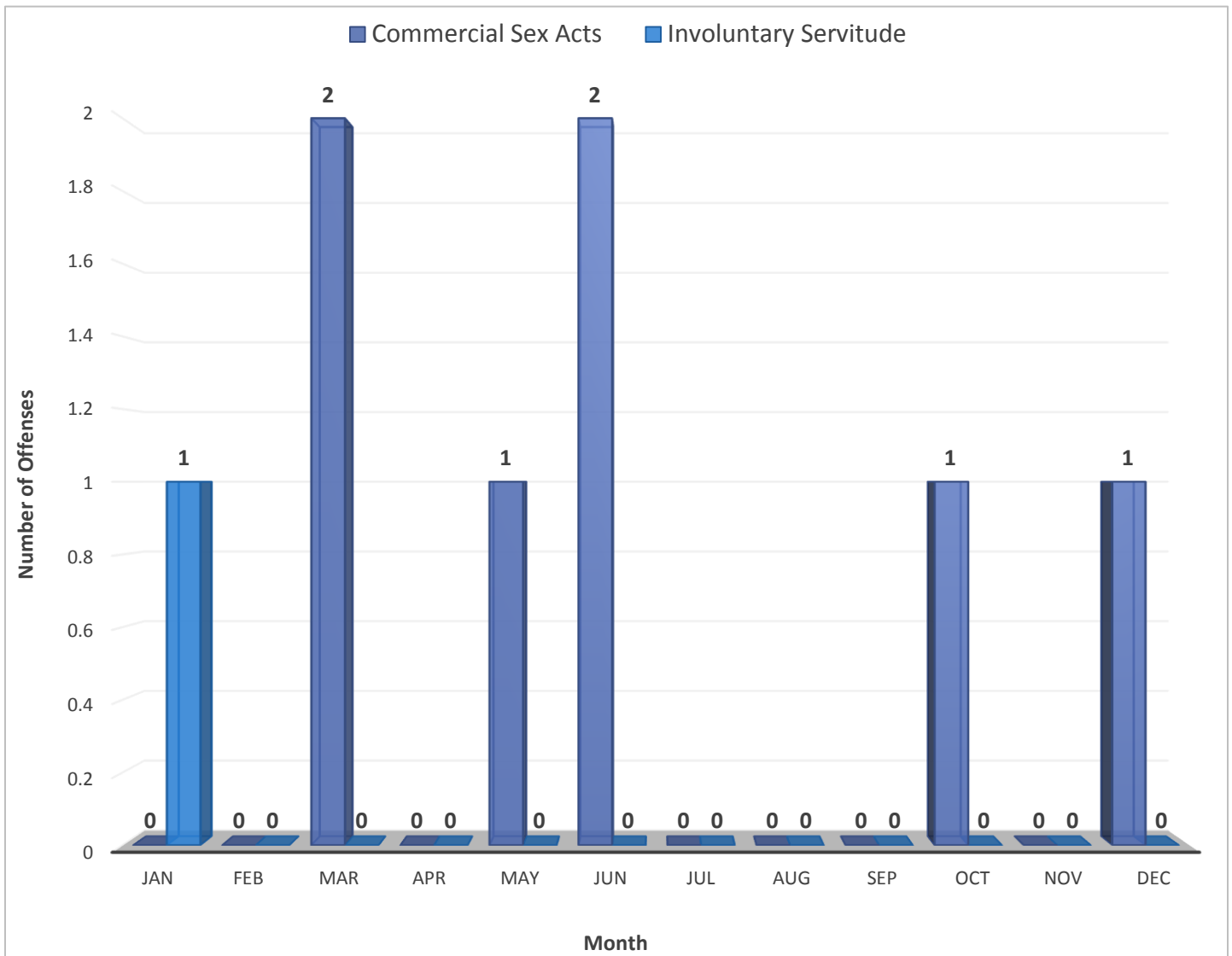
- There were 8 human trafficking cases reported during 2015.
- Human trafficking cases accounted for 0.01 percent of the total index offenses and 0.1 percent of violent crimes.
- March and June recorded the highest number with 2, while January, May, October and December recorded the lowest with 1.
- Of the total human trafficking cases reported, commercial sex acts accounted for 7 offenses and involuntary servitude accounted for 1 offense.

## ARRESTS / CLEARANCES

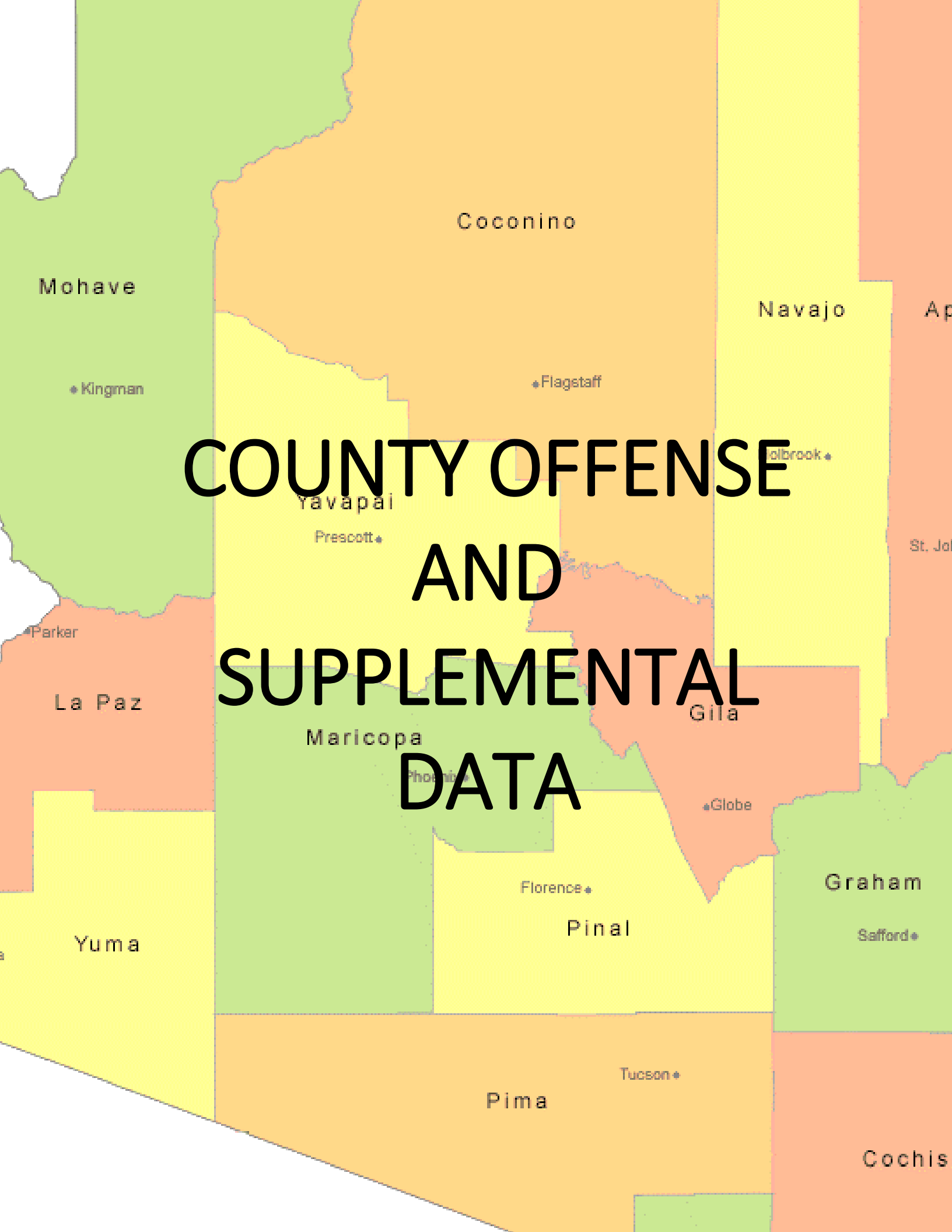
- A total of 2 persons were arrested in 2015.
- Adults accounted for 2 arrests and juveniles accounted for 0 arrests.
- Of those persons arrested, 0.0 percent were White, 0.0 percent were Black, 0.0 percent were American Indian/Alaskan Native, 0.1 percent were Asian and 0.1 percent were Pacific Islander.
- Hispanics accounted for 0.1 percent of the arrests.
- There were 6 clearances for human trafficking cases reported in 2015. Juveniles represented 75.0 percent of this total.

## HUMAN TRAFFICKING BY MONTH

### TOTAL OFFENSES



This page has been intentionally left blank.

A map of Arizona showing its county boundaries and names. The counties are color-coded: Mohave (green), Coconino (orange), Navajo (yellow), Apache (orange), Yavapai (yellow), Flagstaff (orange), La Paz (orange), Gila (orange), Maricopa (green), Phoenix (green), Pinal (yellow), Florence (yellow), Graham (green), Safford (green), Yuma (yellow), Pima (orange), Tucson (orange), and Cochise (orange). The text "COUNTY OFFENSE AND SUPPLEMENTAL DATA" is overlaid in the center in large, bold, black capital letters.

# COUNTY OFFENSE AND SUPPLEMENTAL DATA

Mohave

Coconino

Navajo

Ap

• Kingman

• Flagstaff

• Tolbrook

Yavapai

• Prescott

St. Jo

• Parker

La Paz

Gila

Maricopa

Phoenix

• Globe

Graham

• Safford

Yuma

• Florence

Pinal

Pima

• Tucson

Cochis

This page has been intentionally left blank.



## INDEX CRIMES BY COUNTY

INDEX CRIME	Apache	Cochise	Coconino	Gila	Graham	Greenlee	La Paz	Maricopa	Mohave	Navajo	Pima	Pinal	Santa Cruz	Yavapai	Yuma
<b>Murder</b>	--	3	3	1	1	--	1	194	4	1	46	7	--	9	9
<b>Rape</b>	--	35	84	7	2	--	2	1,823	54	9	531	63	--	58	63
Rape	--	8	82	7	1	--	2	1,694	53	7	493	46	--	54	62
Attempts to Commit	--	27	2	--	1	--	--	129	1	2	38	17	--	4	1
<b>Robbery</b>	1	24	50	18	1	--	3	4,583	54	10	1,250	104	2	27	60
Firearm	--	3	8	3	--	--	2	1,903	16	4	503	21	--	6	34
Knife/Cutting Instrument	1	1	10	--	--	--	--	465	7	1	179	11	1	2	9
Other Dangerous Weapons	--	14	5	11	1	--	--	358	10	3	207	21	1	5	5
Strong Arm	--	6	27	4	--	--	1	1,857	21	2	361	51	--	14	12
<b>Aggravated Assault</b>	30	381	362	291	56	12	47	9,562	286	228	2,406	688	21	550	444
Firearm	8	31	36	8	1	1	3	3,015	32	14	711	52	1	52	60
Knife/Cutting Instrument	2	7	66	--	1	--	3	1,787	28	24	451	63	--	56	61
Other Dangerous Weapons	6	56	120	36	4	--	8	2,367	63	76	765	159	1	273	154
Strong Arm	14	287	140	247	50	11	33	2,393	163	114	479	414	19	169	169
<b>Burglary</b>	95	252	392	311	123	10	142	24,349	1,365	367	5,565	1,368	157	792	1,148
Forcible Entry	46	143	70	139	49	--	73	13,567	566	135	3,339	532	45	177	550
Unlawful Entry-No Force	48	92	302	160	16	10	62	9,109	719	218	2,005	752	110	596	542
Attempted Forcible Entry	1	17	20	12	58	--	7	1,673	80	14	221	84	2	19	56
<b>Larceny-theft</b>	131	1,808	3,356	1,143	566	7	266	84,642	4,044	1,339	39,720	4,411	476	3,411	2,618
<b>Motor Vehicle Theft</b>	9	90	87	109	39	--	21	11,616	340	99	2,590	412	107	248	322
Autos	8	70	59	84	34	--	12	8,018	233	67	1,764	297	98	212	289
Trucks and Buses	--	1	12	9	1	--	1	2,698	33	6	503	50	1	6	16
Other Vehicles	1	19	16	16	4	--	8	900	74	26	323	65	8	30	17
<b>Arson</b>	42	18	33	13	13	--	5	631	20	6	180	54	--	32	36
<b>Human Trafficking</b>	--	--	--	--	--	--	--	8	--	--	--	--	--	--	--
<b>TOTAL</b>	<b>308</b>	<b>2,611</b>	<b>4,367</b>	<b>1,893</b>	<b>801</b>	<b>29</b>	<b>487</b>	<b>137,408</b>	<b>6,167</b>	<b>2,059</b>	<b>52,288</b>	<b>7,107</b>	<b>763</b>	<b>5,127</b>	<b>4,700</b>

## ANALYSIS OF ROBBERY, BURGLARY AND LARCENY-THEFT BY COUNTY

Offenses	Apache	Cochise	Coconino	Gila	Graham	Greenlee	La Paz	Maricopa	Mohave	Navajo	Pima	Pinal	Santa Cruz	Yavapai	Yuma
<b>Robbery</b>	<b>1</b>	<b>24</b>	<b>50</b>	<b>18</b>	<b>1</b>	<b>--</b>	<b>3</b>	<b>4,100</b>	<b>54</b>	<b>10</b>	<b>1,250</b>	<b>105</b>	<b>2</b>	<b>27</b>	<b>60</b>
Highway	--	7	18	1	--	--	1	1,732	4	1	216	22	1	5	14
Commercial House	--	2	5	1	--	--	--	831	8	1	276	16	--	2	9
Gas or Service Station	--	1	1	--	1	--	--	174	1	--	19	3	--	--	6
Convenience Store	--	4	6	1	--	--	--	193	1	--	222	13	--	5	10
Residence	--	1	2	2	--	--	1	651	16	3	197	21	--	1	9
Bank	--	--	--	--	--	--	--	85	1	1	41	--	--	1	--
Miscellaneous	1	9	18	13	--	--	1	434	23	4	279	30	1	13	12
<b>Burglary</b>	<b>95</b>	<b>252</b>	<b>392</b>	<b>311</b>	<b>123</b>	<b>10</b>	<b>142</b>	<b>21,999</b>	<b>1,365</b>	<b>367</b>	<b>5,565</b>	<b>1,348</b>	<b>153</b>	<b>792</b>	<b>1,151</b>
Residence	72	140	260	197	70	7	101	17,637	1,104	232	4,341	838	121	549	877
Night, 6PM-6AM	9	48	60	38	21	--	47	3,012	237	34	1,292	252	41	92	329
Day, 6AM-6PM	30	89	127	72	37	--	48	7,454	535	115	2,846	432	67	289	459
Unknown	33	3	73	87	12	7	6	7,171	332	83	203	154	13	168	89
Non-Residence	23	112	132	114	53	3	41	4,362	261	135	1,224	510	32	243	274
Night, 6 PM-6 AM	3	26	34	27	11	--	23	1,658	78	37	453	169	9	63	146
Day, 6 AM-6 PM	8	75	57	42	38	--	13	980	92	67	701	280	21	95	122
Unknown	12	11	41	45	4	3	5	1,724	91	31	70	61	2	85	6
<b>Larceny-theft</b>	<b>131</b>	<b>1,808</b>	<b>3,356</b>	<b>1,143</b>	<b>566</b>	<b>7</b>	<b>266</b>	<b>78,905</b>	<b>4,044</b>	<b>1,339</b>	<b>39,720</b>	<b>4,445</b>	<b>476</b>	<b>3,411</b>	<b>2,620</b>
\$200 and Over	54	277	1,040	130	124	2	112	30,036	1,400	247	9,353	1,189	108	855	1,150
\$50 to \$200	18	269	651	108	93	1	19	17,386	1,054	145	9,769	829	86	589	728
Under \$50	59	1,262	1,665	905	349	4	135	31,483	1,590	947	20,598	2,427	282	1,967	742
Pocket Picking	--	1	8	3	1	--	--	369	3	3	87	3	--	6	11
Purse Snatching	2	16	35	6	1	--	--	211	9	17	74	17	--	15	15
Shoplifting	16	564	1,163	456	181	--	15	26,315	1,307	626	21,333	1,519	190	950	766
From Motor Vehicle	16	67	278	47	6	--	27	16,398	523	105	4,917	550	20	399	328
Motor Vehicle Parts/Accessories	6	12	52	4	1	--	9	5,444	71	7	1,169	93	6	26	104
Bicycles	6	70	196	13	8	--	6	4,078	127	23	1,163	183	3	88	121
From Buildings	25	17	202	67	13	4	8	6,937	155	104	931	217	11	103	137
From Coin-Operated Machines	--	34	10	1	--	--	--	184	5	2	63	2	4	2	23
All Other	60	1,027	1,414	546	355	3	201	18,969	1,844	452	9,983	1,861	242	1,822	1,117
<b>TOTAL</b>	<b>227</b>	<b>2,084</b>	<b>3,798</b>	<b>1,472</b>	<b>690</b>	<b>17</b>	<b>411</b>	<b>105,004</b>	<b>5,463</b>	<b>1,716</b>	<b>46,535</b>	<b>5,898</b>	<b>631</b>	<b>4,230</b>	<b>3,831</b>

## VALUE (IN DOLLARS) OF PROPERTY STOLEN BY CRIME BY COUNTY

Offenses	Apache	Cochise	Coconino	Gila	Graham	Greenlee	La Paz	Maricopa	Mohave	Navajo	Pima	Pinal	Santa Cruz	Yavapai	Yuma
<b>Murder</b>	--	--	--	--	--	--	--	17,351	--	--	--	--	--	--	--
<b>Forcible Rape</b>	--	--	--	--	--	--	--	39,819	--	--	1,376	--	--	--	445
<b>Robbery</b>	625	867	23,256	--	--	--	161	4,709,230	45,585	70	671,510	31,148	459	3,467	55,891
Highway	--	205	5235	--	--	--	160	1,175,848	230	--	101,245	5,451	459	250	3,446
Commercial House	--	824	1097	--	--	--	--	1,250,371	4,407	--	124,942	2,689	--	269	1,601
Gas or Service Station	--	--	--	--	--	--	--	37,978	--	--	992	760	--	--	890
Convenience Store	--	--	425	--	--	--	--	46,332	--	--	35,147	1,107	--	129	12,776
Residence	--	--	364	--	--	--	1	970,167	8,000	70	204,891	3,307	--	--	32,856
Bank	--	--	--	--	--	--	--	199,702	6,600	--	50,861	--	--	500	--
Miscellaneous	625	162	16,135	--	--	--	--	1,028,832	26,348	--	153,432	17,834	--	2,319	4,322
<b>Burglary</b>	56,314	108,904	727,968	137,684	76,571	800	359,372	56,532,358	2,530,914	363,532	13,566,602	1,593,564	126,697	922,631	2,572,915
Residence	38,272	80,455	451,700	107,517	45,240	800	285,112	46,901,442	2,096,247	273,195	11,463,578	968,341	75,579	533,261	1,681,451
Night, 6 PM-6 AM	1,333	24,428	71,991	12,659	8,229	--	84,191	8,220,122	340,219	6,499	4,687,438	204,196	16,470	78,697	439,624
Day, 6 AM-6 PM	23,326	56,027	237,247	19,391	26,800	--	129,239	21,020,609	1,020,432	158,250	6,264,111	520,940	40,624	214,152	1,081,932
Unknown	13,613	--	142,462	75,467	10,211	800	71682	17,660,711	735,596	108,446	512,029	243,205	18,485	240,412	159,895
Non-Residence	18,042	28,449	276,268	30,167	31,331	--	74,260	9,630,916	434,667	90,337	2,103,024	625,223	51,118	389,370	891,464
Night, 6 PM-6 AM	4,278	7,132	24,233	5,569	3,942	--	13,716	2,344,272	136,688	22,639	627,982	185,462	5,840	99,210	686,322
Day, 6 AM-6 PM	12,439	20,096	61,692	1,757	26,489	--	55,713	2,643,213	152,045	40,257	1,339,181	318,530	43,298	68,717	198,542
Unknown	1,325	1221	190,343	22,841	900	--	4831	4,643,431	145,934	27,441	135,861	121,231	1,980	221,443	6,600
<b>Larceny-theft</b>	559,596	538,683	1,574,371	250,550	253,558	750	254,939	55,429,946	2,398,116	623,671	18,908,392	4,257,477	148,317	1,426,799	2,151,947
\$200 and Over	557,387	505,427	1,484,865	236,516	241,806	700	252,727	53,272,715	2,260,587	604,228	17,513,511	4,154,672	136,857	1,352,793	2,063,278
\$50 to \$200	1,927	27,361	72,404	10,670	9,606	50	1,968	1,748,363	116,015	14,547	1,094,059	83,920	9,358	58,659	74,733
Under \$50	282	5,895	17,102	3,364	2146	--	244	408,868	21,514	4,896	300,822	18,885	2,102	15,347	13,936
Pocket Picking	--	225	1,408	20	--	--	--	310,476	85	15	13,131	216	--	718	3,817
Purse Snatching	380	5,304	9,489	350	300	--	--	82,711	2,988	4,810	80,335	2,846	--	5,985	5,139
Shoplifting	2402	41,344	84,914	17,210	18,279	--	62832	3,913,674	156,052	13,543	1,751,494	131,029	26,598	121,618	98,466
From Motor Vehicle	211,890	10,081	148,096	20,599	2,153	--	23,998	10,305,806	279,906	163,284	4,492,336	186,327	8,209	184,999	198,810
Motor Vehicle Parts/Accessories	3,061	2,485	48,016	1003	200	--	3,200	2,482,127	37,429	890	378,767	33,574	2,575	8,354	70,324
Bicycles	830	13,231	124,323	2,295	2,544	--	851	1,729,662	37,315	5,420	506,456	48,244	644	43,655	36,357
From Buildings	11,852	4,290	220,283	95,318	9,908	550	2,150	9,583,891	175,488	57,545	2,961,965	229,176	6,894	103,177	174,318
From Coin-Operated Machines	--	5007	2,429	200	--	--	--	54,954	134	210	5,493	20	450	993	2,461
All Other	329,181	456,716	935,845	113,555	220,174	200	161,908	26,966,645	1,708,719	377,954	8,718,415	3,626,045	102,947	957,300	1,562,480
<b>Motor Vehicle Theft</b>	45,200	257,130	731,730	184,702	63,650	--	19,455	59,491,152	1,998,580	351,740	16,102,037	2,041,593	421,195	689,625	2,614,970
<b>TOTAL</b>	661,735	905,584	3,057,325	572,936	393,779	1,550	633,927	176,219,856	6,973,195	1,339,013	49,249,917	7,923,782	696,668	3,042,522	7,396,168

## TYPE AND VALUE (IN DOLLARS) OF PROPERTY STOLEN AND RECOVERED BY COUNTY

	Apache	Cochise	Coconino	Gila	Graham	Greenlee	La Paz	Maricopa	Mohave	Navajo	Pima	Pinal	Santa Cruz	Yavapai	Yuma
<b>Property Stolen</b>															
Currency/Notes/Etc.	233,368	56,665	382,780	41,552	7,844	700	103,111	9,558,768	509,163	230,407	1,292,612	386,358	25,983	252,939	682,436
Jewelry/Precious Metals	273,380	169,515	243,780	54,269	16,761	300	63,987	29,182,854	612,095	167,479	4,835,071	635,496	13,091	698,940	495,803
Clothing and Furs	2,019	6,341	59,645	4,021	5,571	--	7,260	4,418,505	67,652	5,484	610,830	61,066	9,017	48,560	169,959
Locally Stolen Vehicles	68,200	211,936	819,117	189,652	136,470	--	98,956	60,907,657	2,506,649	490,835	15,345,464	1,651,350	429,200	735,805	3,211,061
Office Equipment	1,575	4,069	186,388	6,011	--	--	10,252	8,404,281	120,968	3,399	3,272,617	99,286	5,379	87,574	189,099
Stereos/TV's/Cameras	3,100	19,983	155,216	16,554	24,292	--	21,836	7,794,131	290,633	35,192	1,955,555	246,584	25,728	77,462	376,998
Firearms	7,595	38,810	50,032	24,170	16,338	--	13,034	2,097,185	212,061	116,363	579,242	114,537	4,994	84,297	314,780
Household Goods	17,064	21,489	68,473	26,492	5,225	--	23,777	3,564,735	153,646	20,573	644,306	103,131	17,188	72,216	123,633
Consumable Goods	942	8,165	54,727	5,462	6,755	--	2,334	1,305,745	70,629	6,301	350,626	32,378	37,990	29,272	20,903
Livestock	380	40	16,152	15	--	--	--	32,609	975	--	1,350	690	2,550	1,600	420
Miscellaneous	54,112	368,571	1,021,015	204,738	174,523	550	289,380	48,837,625	2,428,724	262,980	20,362,244	4,592,395	125,548	953,857	1,809,446
<b>TOTAL</b>	<b>661,735</b>	<b>905,584</b>	<b>3,057,325</b>	<b>572,936</b>	<b>393,779</b>	<b>1,550</b>	<b>633,927</b>	<b>176,104,095</b>	<b>6,973,195</b>	<b>1,339,013</b>	<b>49,249,917</b>	<b>7,923,271</b>	<b>696,668</b>	<b>3,042,522</b>	<b>7,394,538</b>
<b>Property Recovered</b>															
Currency/Notes/Etc.	2,326	319	1,412	234	--	--	3,142	618,514	4,047	12,626	6,666	2,519	118	11,930	508
Jewelry/Precious Metals	270,000	3,059	15,051	10,512	87	--	1,520	691,733	49,454	165	90,589	35,691	70	21,753	11,468
Clothing and Furs	30	1,949	9,598	699	6,506	--	41	473,093	8,948	1,976	100,847	10,548	1,940	10,147	17,837
Locally Stolen Vehicles	3,500	30,300	423,717	119,251	36,000	--	81,003	40,417,988	1,796,859	178,001	7,226,973	736,633	86,000	492,156	751,629
Office Equipment	--	765	8,206	617	--	--	--	433,141	8,813	100	113,541	5,187	1,151	8,934	3,022
Stereos/TV's/Cameras	425	14,267	5,347	524	5,217	--	2,820	427,739	20,290	3,985	38,237	13,534	4,673	6,364	5,310
Firearms	1,950	3,100	3,840	1,000	382	--	--	269,342	27,277	5,377	49,797	10,391	--	6,925	3,172
Household Goods	1,679	1,791	7,870	8,158	1,340	--	4,200	142,518	17,146	551	14,718	4,151	204	3,841	6,954
Consumable Goods	412	4,214	8,519	888	5,069	--	92	270,223	15,752	5,344	35,251	9,049	1,214	13,929	4,182
Livestock	250	--	--	--	--	--	--	5,900	--	1	--	90	--	--	--
Miscellaneous	21,854	103,818	82,212	43,351	14,346	--	4,777	5,476,646	358,956	56,803	991,063	125,112	3,453	77,050	141,105
<b>TOTAL</b>	<b>302,426</b>	<b>163,582</b>	<b>565,772</b>	<b>185,234</b>	<b>68,947</b>	<b>--</b>	<b>97,595</b>	<b>49,226,837</b>	<b>2,307,542</b>	<b>264,929</b>	<b>8,667,682</b>	<b>952,905</b>	<b>98,823</b>	<b>653,029</b>	<b>945,187</b>



**STATE  
ARREST  
DATA**

This page has been intentionally left blank.

## STATE ARREST DATA

### ARREST SUMMARY

- There were 254,947 arrests reported in 2015.
- Arrests for Part I offenses were 49,728 or 19.5 percent.
- Arrests for Part II offenses were 205,219, or 80.4 percent.
- Adult arrests were 228,347, or 89.5 percent, and juvenile arrests were 26,600, or 10.4 percent.
- Males accounted for 184,439 arrests, or 72.3 percent, and females accounted for 71,747, or 28.1 percent.
- Arrests for adults between the ages of 25-29 recorded the highest number with 42,052, or 18.4 percent of the total adult arrests.
- Arrests for juveniles age 12 and under were 2,187, or 8.2 percent of the total juvenile arrests.
- Of those persons arrested, 79.2 percent were White, 11.6 percent were Black, 8.3 percent were American Indian/Alaskan Native, 0.6 percent were Asian and 0.1 percent were Pacific Islander.
- Hispanics accounted for 28.6 percent of the arrests.
- Driving under the influence recorded the highest number of arrests of a specific offense with 24,822, or 9.7 percent of the total.

### ARREST BY AGE GROUP

Offense	Adult		Juvenile	
	Male	Female	Male	Female
Criminal Homicide	158	30	9	4
Forcible Rape	222	5	49	0
Robbery	1,277	214	194	23
Aggravated Assault	5,073	1,163	419	118
Burglary	2,613	496	673	56
Larceny-theft	17,922	13,300	2,713	1,935
Motor Vehicle Theft	1,026	326	243	53
Arson	83	24	68	16
Human Trafficking	0	2	0	0
<b>TOTAL</b>	<b>28,374</b>	<b>15,560</b>	<b>4,368</b>	<b>2,205</b>

## TOTAL ARRESTS BY OFFENSE, RACE AND ETHNIC ORIGIN

Offense Classification	Number of Arrests	Dist.	White	Black	Indian	Asian	Pacific Islander	Hispanic	Non-Hispanic
<b>PART I</b>									
Murder/Non-negligent Manslaughter	198	0.07%	161	27	10	--	--	55	143
Rape	276	0.10%	225	31	18	1	1	93	183
Robbery	1,694	0.66%	1,170	425	95	3	1	633	1,061
Aggravated Assault	6,772	2.65%	5,050	1,063	606	49	4	2,086	4,686
Burglary	3,820	1.49%	3,179	501	128	11	1	1,247	2,573
Larceny-Theft	35,167	13.79%	27,614	4,159	3,135	235	24	9,603	25,564
Motor Vehicle Theft	1,610	0.63%	1,327	185	89	9	--	574	1,036
Arson	189	0.07%	154	21	11	3	--	56	133
Human Trafficking	2	0.00%	--	--	--	1	1	1	1
<b>PART I SUBTOTAL</b>	<b>49,728</b>	<b>19.50%</b>	<b>38,880</b>	<b>6,412</b>	<b>4,092</b>	<b>312</b>	<b>32</b>	<b>14,348</b>	<b>35,380</b>
<b>PART II</b>									
Manslaughter by Negligence	20	0.00%	16	3	1	--	--	3	17
Other Assaults – Simple	24,936	9.78%	19,214	3,424	2,085	194	19	7,532	17,404
Forgery and Counterfeiting	975	0.38%	785	159	24	6	1	261	714
Fraud	1,884	0.73%	1,554	234	82	11	3	466	1,418
Embezzlement	184	0.07%	141	34	8	1	--	46	138
Stolen Property	1,134	0.44%	977	122	31	4	--	377	757
Vandalism	9,922	3.89%	7,977	1,184	685	71	5	2,946	6,976
Weapons: Carrying, Possessing, Etc.	2,585	1.01%	2,021	461	85	16	2	962	1,623
Prostitution and Comm. Vice	621	0.24%	387	209	10	15	--	157	464
Sex Offenses	1,463	0.57%	1,160	154	138	11	--	397	1,066
<b>DRUGS, SALE OR MFG.</b>									
Opium, Cocaine, Derivatives	836	0.32%	719	92	19	6	--	319	517
Marijuana	1,071	0.42%	884	143	32	12	--	475	596
Synthetic Narcotics	664	0.26%	578	64	19	2	1	250	414
Other Dangerous Non-narcotics	716	0.28%	602	84	23	7	--	239	477
<b>DRUGS, POSSESSION</b>									
Opium, Cocaine, Derivatives	2,772	1.08%	2,450	253	53	15	1	720	2,052
Marijuana	15,291	5.99%	12,446	1,924	814	93	14	5,022	10,269
Synthetic Narcotics	4,156	1.63%	3,752	275	111	18	--	1,080	3,076
Other Dangerous Non-narcotics	4,487	1.75%	3,961	348	151	26	1	1,207	3,280
All Gambling	8	0.00%	7	1	--	--	--	5	3
Offenses Against Family/Children	2,832	1.11%	2,315	199	305	7	6	896	1,936
Driving Under the Influence	24,822	9.73%	20,671	1,731	2,153	248	19	6,899	17,923
Liquor Law Violations	10,924	4.28%	7,761	758	2,336	57	12	2,892	8,032
Disorderly Conduct	15,180	5.95%	11,679	1,955	1,440	101	5	3,964	11,216
Vagrancy	361	0.14%	255	58	47	1	--	94	267
All Other, Except Traffic	73,333	28.76%	57,533	8,988	6,377	392	43	20,139	53,194
Curfew/Loitering (Juveniles)	1,224	0.48%	1,044	136	32	11	--	411	813
Runaways (Juveniles)	2,818	1.10%	2,284	380	130	19	4	948	1,870
<b>PART II SUBTOTAL</b>	<b>205,219</b>	<b>80.49%</b>	<b>163,173</b>	<b>23,373</b>	<b>17,191</b>	<b>1,346</b>	<b>136</b>	<b>58,707</b>	<b>146,512</b>
<b>TOTAL</b>	<b>254,947</b>	<b>100.00%</b>	<b>202,053</b>	<b>29,785</b>	<b>21,283</b>	<b>1,658</b>	<b>168</b>	<b>73,055</b>	<b>181,892</b>



## JUVENILE ARRESTS BY OFFENSE, RACE AND ETHNIC ORIGIN

Offense Classification	Number of Arrests	Dist.	White	Black	Indian	Asian	Pacific Islander	Hispanic	Non-Hispanic
<b>PART I</b>									
Murder/Non-negligent Manslaughter	13	0.04%	11	1	1	--	--	4	9
Rape	49	0.18%	39	5	5	--	--	10	39
Robbery	217	0.81%	141	70	5	--	1	90	127
Aggravated Assault	537	2.01%	393	104	38	1	1	196	341
Burglary	729	2.74%	558	140	26	4	1	286	443
Larceny-Theft	4,648	17.47%	3,586	716	308	35	3	1,530	3,118
Motor Vehicle Theft	296	1.11%	229	52	14	1	--	132	164
Arson	84	0.31%	60	16	7	1	--	33	51
Human Trafficking	--	--	--	--	--	--	--	--	--
<b>PART I SUBTOTAL</b>	<b>6,573</b>	<b>24.71%</b>	<b>5,017</b>	<b>1,104</b>	<b>404</b>	<b>42</b>	<b>6</b>	<b>2,281</b>	<b>4,292</b>
<b>PART II</b>									
Manslaughter by Negligence	--	--	--	--	--	--	--	--	--
Other Assaults – Simple	3,542	13.31%	2,749	604	167	18	4	1,201	2,341
Forgery and Counterfeiting	9	0.03%	8	1	--	--	--	3	6
Fraud	64	0.24%	56	8	--	--	--	25	39
Embezzlement	20	0.07%	15	4	1	--	--	5	15
Stolen Property	110	0.41%	91	16	3	--	--	52	58
Vandalism	1,721	6.46%	1,395	238	80	7	1	569	1,152
Weapons: Carrying, Possessing, Etc.	165	0.62%	132	27	4	2	--	75	90
Prostitution and Comm. Vice	5	0.01%	1	3	1	--	--	2	3
Sex Offenses	220	0.82%	177	34	7	2	--	68	152
<b>DRUGS, SALE OR MFG.</b>									
Opium, Cocaine, Derivatives	20	0.07%	17	2	1	--	--	11	9
Marijuana	163	0.61%	144	12	7	--	--	82	81
Synthetic Narcotics	145	0.54%	120	17	8	--	--	73	72
Other Dangerous Non-narcotics	45	0.16%	35	3	5	2	--	12	33
<b>DRUGS, POSSESSION</b>									
Opium, Cocaine, Derivatives	68	0.25%	63	3	2	--	--	26	42
Marijuana	2,304	8.66%	1,941	194	153	11	5	866	1,438
Synthetic Narcotics	80	0.30%	71	5	4	--	--	33	47
Other Dangerous Non-narcotics	266	1.00%	232	15	18	1	--	97	169
All Gambling	--	--	--	--	--	--	--	--	--
Offenses Against Family/Children	232	0.87%	199	23	10	--	--	97	135
Driving Under the Influence	186	0.69%	155	9	22	--	--	69	117
Liquor Law Violations	1,870	7.03%	1,538	82	236	10	4	588	1,282
Disorderly Conduct	1,637	6.15%	1,300	270	55	12	--	547	1,090
Vagrancy	85	0.31%	72	11	2	--	--	39	46
All Other, Except Traffic	3,028	11.38%	2,538	332	146	10	2	1,110	1,918
Curfew/Loitering (Juveniles)	1,224	4.60%	1,044	136	32	12	--	411	813
Runaways (Juveniles)	2,818	10.59%	2,284	380	130	20	4	948	1,870
<b>PART II SUBTOTAL</b>	<b>20,027</b>	<b>75.28%</b>	<b>16,377</b>	<b>2,429</b>	<b>1,094</b>	<b>107</b>	<b>20</b>	<b>7,009</b>	<b>13,018</b>
<b>TOTAL</b>	<b>26,600</b>	<b>100.00%</b>	<b>21,394</b>	<b>3,533</b>	<b>1,498</b>	<b>149</b>	<b>26</b>	<b>9,290</b>	<b>17,310</b>

### ADULT ARRESTS BY OFFENSE, RACE AND ETHNIC ORIGIN

Offense Classification	Number of Arrests	Dist.	White	Black	Indian	Asian	Pacific Islander	Hispanic	Non-Hispanic
<b>PART I</b>									
Murder/Non-negligent Manslaughter	185	0.08%	150	26	9	--	--	51	134
Rape	227	0.09%	186	26	13	1	1	83	144
Robbery	1,477	0.64%	1,029	355	90	3	--	543	934
Aggravated Assault	6,235	2.73%	4,657	959	568	48	3	1,890	4,345
Burglary	3,091	1.35%	2,621	361	102	7	--	961	2,130
Larceny-Theft	30,519	13.36%	24,028	3,443	2,827	200	21	8,073	22,446
Motor Vehicle Theft	1,314	0.57%	1,098	133	75	8	--	442	872
Arson	105	0.04%	94	5	4	2	--	23	82
Human Trafficking	2	0.00%	--	--	--	1	1	1	1
<b>PART I SUBTOTAL</b>	<b>43,155</b>	<b>18.89%</b>	<b>33,863</b>	<b>5,308</b>	<b>3,688</b>	<b>270</b>	<b>26</b>	<b>12,067</b>	<b>31,088</b>
<b>PART II</b>									
Manslaughter by Negligence	20	0.00%	16	3	1	--	--	3	17
Other Assaults – Simple	21,394	9.36%	16,465	2,820	1,918	176	15	6,331	15,063
Forgery and Counterfeiting	966	0.42%	777	158	24	6	1	258	708
Fraud	1,820	0.79%	1,490	226	82	11	3	441	1,379
Embezzlement	164	0.07%	126	30	7	1	--	41	123
Stolen Property	1,024	0.44%	886	106	28	4	--	325	699
Vandalism	8,201	3.59%	6,582	946	605	64	4	2,377	5,824
Weapons: Carrying, Possessing, Etc.	2,420	1.05%	1,889	434	81	14	2	887	1,533
Prostitution and Comm. Vice	616	0.26%	386	206	9	15	--	155	461
Sex Offenses	1,243	0.54%	983	120	131	9	--	329	914
<b>DRUGS, SALE OR MFG.</b>									
Opium, Cocaine, Derivatives	816	0.35%	702	90	18	6	--	308	508
Marijuana	908	0.39%	740	131	25	12	--	393	515
Synthetic Narcotics	519	0.22%	458	47	11	2	1	177	342
Other Dangerous Non-narcotics	671	0.29%	567	81	18	5	--	227	344
<b>DRUGS, POSSESSION</b>									
Opium, Cocaine, Derivatives	2,704	1.18%	2,387	250	51	15	1	694	2,010
Marijuana	12,987	5.68%	10,505	1,730	661	82	9	4,156	8,831
Synthetic Narcotics	4,076	1.78%	3,681	270	107	18	--	1,047	3,029
Other Dangerous Non-narcotics	4,221	1.84%	3,729	333	133	25	1	1,110	3,111
All Gambling	8	0.00%	7	1	--	--	--	5	3
Offenses Against Family/Children	2,600	1.13%	2,116	176	295	7	6	799	1,801
Driving Under the Influence	24,636	10.78%	20,516	1,722	2,131	248	19	6,830	17,806
Liquor Law Violations	9,054	3.96%	6,223	676	2,100	47	8	2,304	6,750
Disorderly Conduct	13,543	5.93%	10,379	1,685	1,385	89	5	3,417	10,126
Vagrancy	276	0.12%	183	47	45	1	--	55	221
All Other, Except Traffic	70,305	30.78%	54,995	8,656	6,231	382	41	19,029	51,276
Curfew/Loitering (Juveniles)	--	--	--	--	--	--	--	--	--
Runaways (Juveniles)	--	--	--	--	--	--	--	--	--
<b>PART II SUBTOTAL</b>	<b>185,192</b>	<b>81.10%</b>	<b>146,796</b>	<b>20,944</b>	<b>16,097</b>	<b>1,239</b>	<b>116</b>	<b>51,698</b>	<b>133,494</b>
<b>TOTAL</b>	<b>228,347</b>	<b>100.00%</b>	<b>180,659</b>	<b>26,252</b>	<b>19,785</b>	<b>1,509</b>	<b>142</b>	<b>63,765</b>	<b>164,582</b>

TOTAL ARRESTS BY AGE

Offense Classification	Under 10	11-12	13-14	15	16	17	Total Under 18	18	19	20	21	22	23	24	25-29	30-34	35-39	40-44	45-49	50-54	55-59	60-64	65+	Total Over 18	Total All Ages	
<b>PART I</b>																										
Murder/Non-negligent Manslaughter	1	--	--	4	2	6	13	10	4	6	13	11	10	5	28	25	25	20	11	16	4	5	5	188	201	
Rape	--	7	11	10	11	10	49	10	9	12	9	11	9	8	29	33	23	25	16	10	14	8	4	227	276	
Robbery	--	--	25	54	67	71	217	126	94	54	88	75	83	86	342	217	131	123	82	55	22	12	5	1,491	1,708	
Aggravated Assault	13	59	111	97	102	155	537	203	163	194	235	251	281	274	1,259	994	726	652	550	400	233	154	140	6,236	6,773	
Burglary	15	68	174	142	188	142	729	217	178	179	152	165	171	138	580	446	282	243	220	164	93	54	32	3,109	3,838	
Larceny-Theft	35	311	940	924	1,221	1,217	4,648	1,582	1,431	1,228	1,254	1,258	1,250	1,330	5,707	4,514	3,190	3,613	3,096	2,262	1,686	1,134	817	31,222	35,870	
Motor Vehicle Theft	--	2	61	73	103	57	296	92	81	50	52	65	56	62	280	214	157	135	102	65	26	16	13	1,352	1,648	
Arson	9	18	25	12	11	9	84	6	2	3	1	3	3	5	15	10	11	7	11	8	10	8	3	107	191	
Human Trafficking	--	--	--	--	--	--	--	--	--	--	--	1	1	--	--	--	--	--	--	--	--	--	--	2	2	
<b>PART I SUBTOTAL</b>	<b>73</b>	<b>465</b>	<b>1,347</b>	<b>1,316</b>	<b>1,705</b>	<b>1,667</b>	<b>6,573</b>	<b>2,246</b>	<b>1,962</b>	<b>1,726</b>	<b>1,804</b>	<b>1,840</b>	<b>1,864</b>	<b>1,908</b>	<b>8,240</b>	<b>6,453</b>	<b>4,545</b>	<b>4,818</b>	<b>4,088</b>	<b>2,980</b>	<b>2,088</b>	<b>1,391</b>	<b>1,019</b>	<b>43,934</b>	<b>50,507</b>	
<b>PART II</b>																										
Manslaughter by Negligence	--	--	--	--	--	--	--	2	3	--	--	1	1	1	6	--	3	1	--	1	--	1	1	20	20	
Other Assaults—Simple	102	449	1,005	692	658	636	3,542	662	671	656	797	858	903	912	3,912	3,335	2,568	2,580	2,093	1,599	1,083	658	583	21,760	25,302	
Forgery and Counterfeiting	--	--	--	--	4	5	9	19	26	39	30	28	35	41	202	197	132	112	124	76	51	32	12	960	969	
Fraud	--	3	14	7	21	19	64	38	41	57	63	63	63	68	354	334	247	260	185	154	98	60	53	1,802	1,866	
Embezzlement	--	--	1	1	4	14	20	13	9	9	11	9	5	5	26	24	15	16	17	14	7	6	4	171	191	
Stolen Property	--	3	12	34	29	32	110	64	49	50	50	41	47	46	200	174	103	121	78	54	32	22	8	1,026	1,136	
Vandalism	58	174	458	342	346	343	1,721	343	313	335	401	396	369	365	1,605	1,201	875	860	689	510	320	237	163	8,300	10,021	
Weapons: Carrying, Possessing, Etc.	3	4	32	28	48	50	165	97	120	93	110	117	109	112	504	411	247	212	159	107	68	30	26	2,422	2,587	
Prostitution and Comm. Vice	1	1	1	--	1	1	5	27	24	31	27	27	19	31	92	74	83	85	78	48	37	23	20	616	621	
Sex Offenses	8	44	67	27	39	35	220	41	40	45	56	46	41	28	171	142	162	126	104	84	60	65	70	1,244	1,464	
<b>DRUGS, SALE OR MFG.</b>																										
Opium, Cocaine, Derivatives	--	--	3	4	7	6	20	21	42	44	32	38	41	44	170	131	89	88	62	35	27	24	8	815	842	
Marijuana	--	1	34	34	43	51	163	52	62	60	56	52	51	44	183	122	79	75	41	36	32	11	9	920	1,083	
Synthetic Narcotics	--	18	38	40	31	18	145	9	19	16	15	13	13	27	85	71	63	61	64	51	34	16	7	528	673	
Other Dangerous Non-narcotics	1	1	11	10	14	8	45	21	19	22	37	23	21	20	105	96	93	79	80	63	33	17	14	673	718	
<b>DRUGS, POSSESSION</b>																										
Opium, Cocaine, Derivatives	--	--	8	8	22	30	68	68	71	105	118	148	164	161	665	466	293	265	206	165	81	50	33	2,705	2,773	
Marijuana	4	92	432	418	589	769	2,304	1,258	1,125	950	882	789	713	645	2,387	1,448	949	950	657	440	324	208	123	13,321	15,625	
Synthetic Narcotics	--	2	10	9	24	35	80	76	111	111	129	156	155	190	784	666	540	427	471	352	210	110	72	4,052	3,659	
Other Dangerous Non-narcotics	1	15	41	62	67	80	266	124	115	137	135	128	164	182	787	720	518	500	464	339	227	98	66	4,234	4,500	
All Gambling	--	--	--	--	--	--	--	--	--	--	--	--	--	--	1	1	4	--	1	2	1	--	--	8	8	
Offenses Against Family/Children	--	19	68	73	34	38	232	62	70	83	80	101	97	86	486	416	330	313	294	205	145	90	71	2,608	2,840	
Driving Under the Influence	--	--	1	10	49	126	186	427	551	677	1,013	1,051	1,070	1,108	4,591	3,504	2,598	3,020	2,247	1,858	1,413	1,045	910	24,105	24,291	
Liquor Law Violations	1	15	218	344	559	733	1,870	1,137	1,328	1,206	202	173	131	170	628	650	628	664	721	660	497	369	239	9,559	11,429	
Disorderly Conduct	42	165	445	343	330	312	1,637	323	350	364	593	574	562	609	2,526	1,956	1,481	1,499	1,328	958	706	504	426	13,624	15,261	
Vagrancy	--	4	28	15	24	14	85	4	6	8	13	9	7	13	52	33	23	28	32	28	28	8	6	288	373	
All Other, Except Traffic	35	161	647	562	769	854	3,028	1,418	1,894	2,126	2,537	2,800	2,896	2,970	13,290	10,910	8,207	8,845	7,337	5,769	3,884	2,471	1,779	69,891	72,919	
Curfew/Loitering (Juveniles)	4	46	268	286	307	313	1,224	--	--	--	--	--	--	--	--	--	--	--	--	--	--	--	--	--	1,224	
Runaways (Juveniles)	35	137	711	651	701	583	2,818	--	--	--	--	--	--	--	--	--	--	--	--	--	--	--	--	--	2,818	
<b>PART II SUBTOTAL</b>	<b>295</b>	<b>1,354</b>	<b>4,553</b>	<b>4,000</b>	<b>4,720</b>	<b>5,105</b>	<b>20,027</b>	<b>6,306</b>	<b>7,059</b>	<b>7,224</b>	<b>7,387</b>	<b>7,641</b>	<b>7,677</b>	<b>7,878</b>	<b>33,812</b>	<b>27,082</b>	<b>20,330</b>	<b>21,548</b>	<b>17,532</b>	<b>13,608</b>	<b>9,398</b>	<b>6,155</b>	<b>4,703</b>	<b>185,652</b>	<b>205,679</b>	
<b>TOTAL</b>	<b>368</b>	<b>1,819</b>	<b>5,900</b>	<b>5,316</b>	<b>6,525</b>	<b>6,772</b>	<b>26,600</b>	<b>8,552</b>	<b>9,021</b>	<b>8,950</b>	<b>9,191</b>	<b>9,481</b>	<b>9,541</b>	<b>9,786</b>	<b>42,052</b>	<b>33,535</b>	<b>24,875</b>	<b>26,634</b>	<b>21,620</b>	<b>16,588</b>	<b>11,486</b>	<b>7,546</b>	<b>5,722</b>	<b>229,586</b>	<b>256,186</b>	

## JUVENILE MALE ARRESTS

Offense Classification	Age						Total
	Under 10	10-12	13-14	15	16	17	
<b>PART I</b>							
Murder/Non-negligent Manslaughter	--	--	--	4	2	3	9
Rape	--	7	11	10	11	10	49
Robbery	--	--	19	49	62	64	194
Aggravated Assault	11	46	92	74	79	117	419
Burglary	14	61	154	134	173	137	673
Larceny-Theft	28	205	549	553	703	675	2,713
Motor Vehicle Theft	--	1	49	63	90	40	243
Arson	9	15	20	9	10	5	68
Human Trafficking	--	--	--	--	--	--	--
<b>PART I SUBTOTAL</b>	<b>62</b>	<b>335</b>	<b>894</b>	<b>896</b>	<b>1,130</b>	<b>1,051</b>	<b>4,368</b>
<b>PART II</b>							
Manslaughter by Negligence	--	--	--	--	--	--	--
Other Assaults – Simple	86	315	592	426	403	427	2,249
Forgery and Counterfeiting	--	--	--	--	4	3	7
Fraud	--	1	7	4	15	12	39
Embezzlement	--	--	1	--	2	6	9
Stolen Property	--	3	10	33	26	31	103
Vandalism	52	136	358	277	258	267	1,348
Weapons: Carrying, Possessing, Etc.	3	4	27	26	48	48	156
Prostitution and Comm. Vice	1	1	1	--	--	--	3
Sex Offenses	7	36	63	25	37	32	200
<b>DRUGS, SALE OR MFG.</b>							
Opium, Cocaine, Derivatives	--	--	2	3	7	6	18
Marijuana	1	1	30	28	35	46	140
Synthetic Narcotics	--	11	27	31	23	16	108
Other Dangerous Non-narcotics	1	--	6	7	12	7	33
<b>DRUGS, POSSESSION</b>							
Opium, Cocaine, Derivatives	--	--	7	4	17	26	54
Marijuana	4	70	328	319	447	622	1,790
Synthetic Narcotics	--	1	7	5	19	26	58
Other Dangerous Non-narcotics	1	12	26	44	58	61	202
All Gambling	--	--	--	--	--	--	--
Offenses Against Family/Children	--	12	43	41	21	26	143
Driving Under the Influence	--	--	1	8	35	94	138
Liquor Law Violations	--	12	122	208	357	481	1,180
Disorderly Conduct	28	121	277	216	217	221	1,080
Vagrancy	--	2	23	10	16	10	61
All Other, Except Traffic	31	113	482	424	608	653	2,311
Curfew/Loitering (Juveniles)	2	38	173	193	202	223	831
Runaways (Juveniles)	31	91	348	320	365	308	1,463
<b>PART II SUBTOTAL</b>	<b>247</b>	<b>980</b>	<b>2,961</b>	<b>2,652</b>	<b>3,232</b>	<b>3,652</b>	<b>13,724</b>
<b>TOTAL</b>	<b>309</b>	<b>1,315</b>	<b>3,855</b>	<b>3,548</b>	<b>4,362</b>	<b>4,703</b>	<b>18,092</b>

## JUVENILE FEMALE ARRESTS

Offense Classification	Age						Total
	Under 10	10-12	13-14	15	16	17	
<b>PART I</b>							
Murder/Non-negligent Manslaughter	1	--	--	--	--	3	4
Rape	--	--	--	--	--	--	--
Robbery	--	--	6	5	5	7	23
Aggravated Assault	2	13	19	23	23	38	118
Burglary	1	7	20	8	15	5	56
Larceny-Theft	7	106	391	371	518	542	1,935
Motor Vehicle Theft	--	1	12	10	13	17	53
Arson	--	3	5	3	1	4	16
Human Trafficking	--	--	--	--	--	--	--
<b>PART I SUBTOTAL</b>	<b>11</b>	<b>130</b>	<b>453</b>	<b>420</b>	<b>575</b>	<b>616</b>	<b>2,205</b>
<b>PART II</b>							
Manslaughter by Negligence	--	--	--	--	--	--	--
Other Assaults – Simple	16	134	413	266	255	209	1,293
Forgery and Counterfeiting	--	--	--	--	--	2	2
Fraud	--	2	7	3	6	7	25
Embezzlement	--	--	--	1	2	8	11
Stolen Property	--	--	2	1	3	1	7
Vandalism	6	38	100	65	88	76	373
Weapons: Carrying, Possessing, Etc.	--	--	5	2	--	2	9
Prostitution and Comm. Vice	--	--	--	--	1	1	2
Sex Offenses	1	8	4	2	2	3	20
<b>DRUGS, SALE OR MFG.</b>							
Opium, Cocaine, Derivatives	--	--	1	1	--	--	2
Marijuana	--	--	4	6	8	5	23
Synthetic Narcotics	--	7	11	9	8	2	37
Other Dangerous Non-narcotics	--	1	5	3	2	1	12
<b>DRUGS, POSSESSION</b>							
Opium, Cocaine, Derivatives	--	--	1	4	5	4	14
Marijuana	--	22	104	99	142	147	514
Synthetic Narcotics	--	1	3	4	5	9	22
Other Dangerous Non-narcotics	--	3	15	18	9	19	64
All Gambling	--	--	--	--	--	--	--
Offenses Against Family/Children	--	7	25	32	13	12	89
Driving Under the Influence	--	--	--	2	14	32	48
Liquor Law Violations	1	3	96	136	202	252	690
Disorderly Conduct	14	44	168	127	113	91	557
Vagrancy	--	2	5	5	8	4	24
All Other, Except Traffic	4	48	165	138	161	201	717
Curfew/Loitering (Juveniles)	2	8	95	93	105	90	393
Runaways (Juveniles)	4	46	363	331	336	275	1,355
<b>PART II SUBTOTAL</b>	<b>48</b>	<b>374</b>	<b>1,592</b>	<b>1,348</b>	<b>1,488</b>	<b>1,453</b>	<b>6,303</b>
<b>TOTAL</b>	<b>59</b>	<b>504</b>	<b>2,045</b>	<b>1,768</b>	<b>2,063</b>	<b>2,069</b>	<b>8,508</b>

## ADULT MALE ARRESTS

Offense Classification	Age																Total Arrests
	18	19	20	21	22	23	24	25-29	30-34	35-39	40-44	45-49	50-54	55-59	60-64	65+	
<b>PART I</b>																	
Murder/Non-negligent Manslaughter	9	4	5	12	9	8	4	24	21	20	16	7	11	3	3	2	158
Rape	10	9	12	9	10	9	8	28	31	23	24	14	10	14	7	4	222
Robbery	118	83	53	80	72	74	72	287	178	104	68	43	28	11	5	1	1,277
Aggravated Assault	177	140	167	189	213	226	213	1,031	803	588	424	359	262	138	69	74	5,073
Burglary	197	168	169	128	144	148	106	481	374	220	144	148	102	53	18	13	2,613
Larceny-theft	917	846	758	756	759	748	802	3,406	2,602	1,842	1,312	1,184	914	635	262	179	17,922
Motor Vehicle Theft	77	66	39	42	55	42	41	216	160	121	71	48	29	11	3	5	1,026
Arson	6	2	3	1	2	3	4	13	7	9	5	8	6	6	6	2	83
Human Trafficking	--	--	--	--	--	--	--	--	--	--	--	--	--	--	--	--	--
<b>PART I SUBTOTAL</b>	<b>1,511</b>	<b>1,318</b>	<b>1,206</b>	<b>1,217</b>	<b>1,264</b>	<b>1,258</b>	<b>1,250</b>	<b>5,486</b>	<b>4,176</b>	<b>2,927</b>	<b>2,064</b>	<b>1,811</b>	<b>1,362</b>	<b>871</b>	<b>373</b>	<b>280</b>	<b>28,374</b>
<b>PART II</b>																	
Manslaughter by Negligence	2	3	--	--	1	1	--	6	--	2	1	--	--	--	1	1	18
Other Assaults-Simple	467	453	442	565	587	638	671	2,744	2,385	1,846	1,412	1,143	877	520	255	264	15,269
Forgery and Counterfeiting	11	16	24	22	20	22	21	127	124	82	37	51	26	10	9	1	603
Fraud	21	31	41	43	37	45	46	215	219	149	121	70	56	37	21	20	1,172
Embezzlement	8	4	6	6	6	2	4	16	11	8	6	4	7	4	2	--	94
Stolen Property	53	41	37	39	33	38	38	144	143	72	65	47	23	14	5	4	796
Vandalism	267	240	258	308	308	280	299	1,229	898	643	484	386	278	158	79	60	6,175
Weapons: Carrying, Possessing, Etc.	90	109	85	102	102	102	106	459	373	226	167	121	86	54	21	20	2,223
Prostitution and Comm. Vice	8	5	9	6	8	6	11	47	33	57	40	37	22	12	8	14	323
Sex Offenses	39	40	41	51	42	34	25	155	131	145	110	93	67	51	50	66	1,140
<b>DRUGS, SALE OR MFG.</b>																	
Opium, Cocaine, Derivatives	18	35	36	23	24	28	32	130	106	72	48	37	18	13	10	4	634
Marijuana	44	57	53	47	42	45	38	150	109	61	42	28	18	23	6	5	768
Synthetic Narcotics	5	17	9	15	11	12	23	66	55	43	42	48	31	21	5	3	406
Other Dangerous Non-narcotics	16	14	18	31	18	16	12	69	71	71	50	55	41	10	6	3	501
<b>DRUGS, POSSESSION</b>																	
Opium, Cocaine, Derivatives	51	52	65	83	95	110	114	489	341	195	121	81	67	44	17	11	1,936
Marijuana	1,028	886	759	725	644	578	532	1,925	1,183	776	473	392	267	187	110	49	10,514
Synthetic Narcotics	46	78	84	94	110	107	131	524	447	384	276	252	196	97	29	11	2,866
Other Dangerous Non-narcotics	99	88	107	101	79	109	127	572	534	387	301	278	208	110	30	16	3,146
All Gambling	--	--	--	--	--	--	--	--	--	2	1	--	--	--	--	--	3
Offenses Against Family/Children	46	46	56	44	67	62	50	319	268	229	184	146	104	56	30	18	1,725
Driving Under the Influence	342	443	517	729	779	767	801	3,425	2,616	1,881	1,599	1,359	1,141	822	517	449	18,187
Liquor Law Violations	762	921	823	155	127	104	135	485	518	489	501	589	521	373	231	157	6,891
Disorderly Conduct	239	260	280	456	453	428	458	1,924	1,450	1,116	904	822	593	390	230	169	10,172
Vagrancy	3	5	7	10	8	6	11	42	26	17	14	25	22	22	5	2	225
All Other, Except Traffic	1,104	1,454	1,635	1,869	2,013	2,115	2,175	9,702	7,784	5,908	4,528	4,211	3,470	2,258	1,123	837	52,186
<b>PART II SUBTOTAL</b>	<b>4,769</b>	<b>5,298</b>	<b>5,392</b>	<b>5,524</b>	<b>5,614</b>	<b>5,655</b>	<b>5,860</b>	<b>24,964</b>	<b>19,825</b>	<b>14,861</b>	<b>11,527</b>	<b>10,275</b>	<b>8,139</b>	<b>5,286</b>	<b>2,800</b>	<b>2,184</b>	<b>137,973</b>
<b>TOTAL</b>	<b>6,280</b>	<b>6,616</b>	<b>6,598</b>	<b>6,741</b>	<b>6,878</b>	<b>6,913</b>	<b>7,110</b>	<b>30,450</b>	<b>24,001</b>	<b>17,788</b>	<b>13,591</b>	<b>12,086</b>	<b>9,501</b>	<b>6,157</b>	<b>3,173</b>	<b>2,464</b>	<b>166,347</b>

## ADULT FEMALE ARRESTS

Offense Classification	Age																Total Arrests
	18	19	20	21	22	23	24	25-29	30-34	35-39	40-44	45-49	50-54	55-59	60-64	65+	
<b>PART I</b>																	
Murder/Non-negligent Manslaughter	1	--	1	1	2	2	1	4	4	5	4	4	5	1	2	3	30
Rape	--	--	--	--	1	--	--	1	2	--	1	2	--	--	1	--	5
Robbery	8	11	1	8	3	9	14	55	39	27	55	39	27	11	7	4	214
Aggravated Assault	26	23	27	46	38	55	61	228	191	138	228	191	138	95	85	66	1,163
Burglary	20	10	10	24	21	23	32	99	72	62	99	72	62	40	36	19	496
Larceny-Theft	665	585	470	498	499	502	528	2,301	1,912	1,348	2,301	1,912	1,348	1,051	872	638	13,300
Motor Vehicle Theft	15	15	11	10	10	14	21	64	54	36	64	54	36	15	13	8	326
Arson	--	--	--	--	1	--	1	2	3	2	2	3	2	4	2	1	24
Human Trafficking	--	--	--	--	1	1	--	--	--	--	--	--	--	--	--	--	2
<b>PART I SUBTOTAL</b>	<b>735</b>	<b>644</b>	<b>520</b>	<b>587</b>	<b>576</b>	<b>606</b>	<b>658</b>	<b>2,754</b>	<b>2,277</b>	<b>1,618</b>	<b>2,754</b>	<b>2,277</b>	<b>1,618</b>	<b>1,217</b>	<b>1,018</b>	<b>739</b>	<b>15,560</b>
<b>PART II</b>																	
Manslaughter by Negligence	--	--	--	--	--	--	1	--	--	1	--	--	1	--	--	--	2
Other Assaults – Simple	195	218	214	232	271	265	241	1,168	950	722	1,168	950	722	563	403	319	6,491
Forgery and Counterfeiting	8	10	15	8	8	13	20	75	73	50	75	73	50	41	23	11	357
Fraud	17	10	16	20	26	18	22	139	115	98	139	115	98	61	39	33	630
Embezzlement	5	5	3	5	3	3	1	10	13	7	10	13	7	3	4	4	77
Stolen Property	11	8	13	11	8	9	8	56	31	31	56	31	31	18	17	4	230
Vandalism	76	73	77	93	88	89	66	376	303	232	376	303	232	162	158	103	2,125
Weapons: Carrying, Possessing, Etc.	7	11	8	8	15	7	6	45	38	21	45	38	21	14	9	6	199
Prostitution and Comm. Vice	19	19	22	21	19	13	20	45	41	26	45	41	26	25	15	6	293
Sex Offenses	2	--	4	5	4	7	3	16	11	17	16	11	17	9	15	4	104
<b>DRUGS, SALE OR MFG.</b>																	
Opium, Cocaine, Derivatives	3	7	8	9	14	13	12	40	25	17	40	25	17	14	14	4	181
Marijuana	8	5	7	9	10	6	6	33	13	18	33	13	18	9	5	4	152
Synthetic Narcotics	4	2	7	--	2	1	4	19	16	20	19	16	20	13	11	4	122
Other Dangerous Non-narcotics	5	5	4	6	5	5	8	36	25	22	36	25	22	23	11	11	172
<b>DRUGS, POSSESSION</b>																	
Opium, Cocaine, Derivatives	17	19	40	35	53	54	47	176	125	98	176	125	98	37	33	22	769
Marijuana	230	239	191	157	145	135	113	462	265	173	462	265	173	137	98	74	2,807
Synthetic Narcotics	30	33	27	35	46	48	59	260	219	156	260	219	156	113	81	61	1,186
Other Dangerous Non-narcotics	25	27	30	34	49	55	55	215	186	131	215	186	131	117	68	50	1,088
All Gambling	--	--	--	--	--	--	--	1	1	2	1	1	2	1	--	--	5
Offenses Against Family/Children	16	24	27	36	34	35	36	167	148	101	167	148	101	89	60	53	883
Driving Under the Influence	85	108	160	284	272	303	307	1,166	888	717	1,166	888	717	591	528	461	5,918
Liquor Law Violations	375	407	383	47	46	27	35	143	132	139	143	132	139	124	138	82	2,668
Disorderly Conduct	84	90	84	137	121	134	151	602	506	365	602	506	365	316	274	257	3,452
Vagrancy	1	1	1	3	1	1	2	10	7	6	10	7	6	6	3	4	63
All Other, Except Traffic	314	440	491	668	787	781	795	3,588	3,126	2,299	3,588	3,126	2,299	1,626	1,348	942	17,705
<b>PART II SUBTOTAL</b>	<b>1,537</b>	<b>1,761</b>	<b>1,832</b>	<b>1,863</b>	<b>2,027</b>	<b>2,022</b>	<b>2,018</b>	<b>8,848</b>	<b>7,257</b>	<b>5,469</b>	<b>8,848</b>	<b>7,257</b>	<b>5,469</b>	<b>4,112</b>	<b>3,355</b>	<b>2,519</b>	<b>47,679</b>
<b>TOTAL</b>	<b>2,272</b>	<b>2,405</b>	<b>2,352</b>	<b>2,450</b>	<b>2,603</b>	<b>2,628</b>	<b>2,676</b>	<b>11,602</b>	<b>9,534</b>	<b>7,087</b>	<b>11,602</b>	<b>9,534</b>	<b>7,087</b>	<b>5,329</b>	<b>4,373</b>	<b>3,258</b>	<b>63,239</b>

This page has been intentionally left blank.





# COUNTY ARREST DATA

This page has been intentionally left blank.

# APACHE COUNTY

## TOTAL ARRESTS BY AGE\*

Offense Classification	Under 10	10-12	13-14	15	16	17	Total Under 18	18	19	20	21	22	23
<b>PART I</b>													
Murder/Non-negligent Manslaughter	--	--	--	--	--	--	--	--	--	--	--	--	--
Rape	--	--	--	--	--	--	--	--	--	--	--	--	--
Robbery	--	--	1	--	1	--	2	1	--	--	--	--	--
Aggravated Assault	--	1	--	--	--	--	1	3	--	1	2	--	--
Burglary	--	2	--	1	--	1	4	--	--	--	--	4	--
Larceny-Theft	--	1	1	3	2	1	8	4	--	1	1	--	1
Motor Vehicle Theft	--	--	--	--	--	--	--	1	2	--	--	1	1
Arson	--	--	--	--	--	--	--	--	--	--	--	--	--
Human Trafficking	--	--	--	--	--	--	--	--	--	--	--	--	--
<b>PART I SUBTOTAL</b>	<b>--</b>	<b>4</b>	<b>2</b>	<b>4</b>	<b>3</b>	<b>2</b>	<b>15</b>	<b>9</b>	<b>2</b>	<b>2</b>	<b>3</b>	<b>5</b>	<b>2</b>
<b>PART II</b>													
Manslaughter by Negligence	--	--	--	--	--	--	--	1	--	--	--	--	--
Other Assaults – Simple	--	1	4	4	3	1	13	3	2	2	--	2	2
Forgery and Counterfeiting	--	--	--	--	--	--	--	--	--	1	--	--	--
Fraud	--	--	--	--	--	--	--	--	--	--	1	--	--
Embezzlement	--	--	--	--	--	--	--	--	--	--	--	--	--
Stolen Property	--	--	--	--	--	--	--	--	--	--	--	--	1
Vandalism	--	--	--	--	--	--	--	--	1	--	--	--	--
Weapons: Carrying, Possessing, Etc.	--	--	--	--	--	--	--	--	--	--	--	1	--
Prostitution and Comm. Vice	--	--	--	--	--	--	--	--	--	--	--	--	--
Sex Offenses	--	--	--	--	--	--	--	--	2	--	--	--	--
<b>DRUGS, SALE OR MFG.</b>													
<i>Opium, Cocaine, Derivatives</i>	--	--	--	--	--	--	--	--	--	--	--	--	--
<i>Marijuana</i>	--	--	--	--	--	--	--	--	--	--	--	--	2
<i>Synthetic Narcotics</i>	--	--	--	--	--	--	--	--	--	--	--	--	--
<i>Other Dangerous Non-narcotics</i>	--	--	--	--	--	--	--	--	2	--	--	--	--
<b>DRUGS, POSSESSION</b>													
<i>Opium, Cocaine, Derivatives</i>	--	--	--	--	--	--	--	--	--	--	--	--	--
<i>Marijuana</i>	--	--	--	5	3	2	10	3	3	5	2	2	5
<i>Synthetic Narcotics</i>	--	--	--	--	--	2	2	--	1	--	--	1	--
<i>Other Dangerous Non-narcotics</i>	--	--	--	--	--	--	--	1	1	2	--	--	--
All Gambling	--	--	--	--	--	--	--	--	--	--	--	--	--
Offenses Against Family/Children	--	--	--	--	--	--	--	--	--	--	--	--	--
Driving Under the Influence	--	--	--	--	--	--	--	1	--	--	--	1	1
Liquor Law Violations	--	--	--	1	1	3	5	--	--	1	--	--	--
Disorderly Conduct	--	2	5	1	1	--	9	--	3	2	1	3	2
Vagrancy	--	--	--	--	--	--	--	--	--	--	--	--	--
All Other, Except Traffic	--	1	2	2	3	2	10	5	3	5	3	1	1
Curfew/Loitering (Juveniles)	--	--	--	--	--	--	--	--	--	--	--	--	--
Runaways (Juveniles)	--	--	1	1	--	2	4	--	--	--	--	--	--
<b>PART II SUBTOTAL</b>	<b>--</b>	<b>4</b>	<b>12</b>	<b>14</b>	<b>11</b>	<b>12</b>	<b>53</b>	<b>14</b>	<b>18</b>	<b>18</b>	<b>7</b>	<b>11</b>	<b>14</b>
<b>TOTAL</b>	<b>--</b>	<b>8</b>	<b>14</b>	<b>18</b>	<b>14</b>	<b>14</b>	<b>68</b>	<b>23</b>	<b>20</b>	<b>20</b>	<b>10</b>	<b>16</b>	<b>16</b>

\*Complete data was not provided by the St. John's Police Department.

APACHE COUNTY (Cont.)

Offense Classification	24	25-29	30-34	35-39	40-44	45-49	50-54	55-59	60-64	65+	Total Over 18	Total All Ages
<b>PART I</b>												
Murder/Non-negligent Manslaughter	--	--	--	--	--	--	--	--	--	--	--	--
Rape	--	--	--	1	--	--	--	--	--	--	1	1
Robbery	--	--	--	--	--	--	--	--	--	--	1	3
Aggravated Assault	--	4	6	2	5	2	1	1	--	--	22	23
Burglary	--	3	2	--	--	--	1	1	1	--	12	16
Larceny-Theft	1	1	4	2	2	3	1	--	--	1	19	27
Motor Vehicle Theft	--	2	--	--	1	1	--	1	--	--	9	9
Arson	--	--	--	--	--	--	--	--	--	--	--	--
Human Trafficking	--	--	--	--	--	--	--	--	--	--	--	--
<b>PART I SUBTOTAL</b>	<b>1</b>	<b>10</b>	<b>12</b>	<b>5</b>	<b>8</b>	<b>6</b>	<b>3</b>	<b>3</b>	<b>1</b>	<b>1</b>	<b>64</b>	<b>79</b>
<b>PART II</b>												
Manslaughter by Negligence	--	--	--	--	--	--	--	--	--	--	1	1
Other Assaults – Simple	--	4	6	5	3	3	7	1	3	1	46	59
Forgery and Counterfeiting	--	1	--	1	--	--	--	--	--	--	2	2
Fraud	--	--	--	--	--	1	--	--	--	--	2	2
Embezzlement	--	--	--	--	--	--	--	--	--	--	--	--
Stolen Property	--	--	--	--	--	--	--	--	--	--	1	1
Vandalism	--	--	4	1	--	--	1	--	--	--	6	6
Weapons: Carrying, Possessing, Etc.	--	1	--	1	--	2	--	1	--	1	7	7
Prostitution and Comm. Vice	--	--	--	--	--	--	--	--	--	--	--	--
Sex Offenses	--	2	--	--	--	--	1	--	--	3	8	8
DRUGS, SALE OR MFG.												
<i>Opium, Cocaine, Derivatives</i>	--	--	--	--	--	--	--	--	--	--	--	--
<i>Marijuana</i>	--	--	2	--	--	--	1	1	--	--	6	6
<i>Synthetic Narcotics</i>	--	1	--	--	--	--	--	2	1	--	4	4
<i>Other Dangerous Non-narcotics</i>	--	--	--	--	--	--	--	1	--	--	3	3
DRUGS, POSSESSION												
<i>Opium, Cocaine, Derivatives</i>	--	--	--	--	--	--	--	--	--	--	--	--
<i>Marijuana</i>	8	8	6	2	4	2	1	5	2	2	60	70
<i>Synthetic Narcotics</i>	--	1	1	1	3	--	1	--	--	--	10	12
<i>Other Dangerous Non-narcotics</i>	1	2	4	--	1	3	--	--	1	--	14	14
All Gambling	--	--	--	--	--	--	--	--	--	--	--	--
Offenses Against Family/Children	--	--	1	--	--	2	--	--	--	--	2	2
Driving Under the Influence	2	4	4	5	5	2	2	1	2	2	31	31
Liquor Law Violations	1	--	--	1	--	1	1	--	--	--	8	13
Disorderly Conduct	3	8	1	4	3	3	2	8	6	1	51	60
Vagrancy	--	--	--	--	--	--	--	--	--	--	--	--
All Other, Except Traffic	5	10	10	9	8	9	8	4	8	1	87	97
Curfew/Loitering (Juveniles)	--	--	--	--	--	--	--	--	--	--	--	--
Runaways (Juveniles)	--	--	--	--	--	--	--	--	--	--	--	4
<b>PART II SUBTOTAL</b>	<b>20</b>	<b>42</b>	<b>39</b>	<b>29</b>	<b>27</b>	<b>28</b>	<b>25</b>	<b>24</b>	<b>23</b>	<b>11</b>	<b>349</b>	<b>402</b>
<b>TOTAL</b>	<b>21</b>	<b>52</b>	<b>51</b>	<b>34</b>	<b>35</b>	<b>34</b>	<b>28</b>	<b>27</b>	<b>24</b>	<b>12</b>	<b>413</b>	<b>481</b>

\*Complete data was not provided by the St. John's Police Department.

# COCHISE COUNTY

## TOTAL ARRESTS BY AGE\*

Offense Classification	Under 10	10-12	13-14	15	16	17	Total Under 18	18	19	20	21	22	23
<b>PART I</b>													
Murder/Non-negligent Manslaughter	--	--	--	--	--	--	--	--	--	--	2	--	--
Rape	--	--	--	--	1	1	2	--	1	--	--	1	--
Robbery	--	--	--	--	--	--	--	--	1	1	2	--	--
Aggravated Assault	--	1	1	2	1	2	7	5	4	6	6	2	3
Burglary	--	--	--	3	1	1	5	1	2	2	2	4	--
Larceny-Theft	--	3	20	20	20	19	82	29	21	12	21	38	30
Motor Vehicle Theft	--	--	--	--	--	--	--	1	1	2	--	1	1
Arson	--	--	--	1	--	--	1	--	--	--	--	--	--
Human Trafficking	--	--	--	--	--	--	--	--	--	--	--	--	--
<b>PART I SUBTOTAL</b>	<b>--</b>	<b>4</b>	<b>21</b>	<b>26</b>	<b>23</b>	<b>23</b>	<b>97</b>	<b>36</b>	<b>31</b>	<b>23</b>	<b>33</b>	<b>46</b>	<b>34</b>
<b>PART II</b>													
Manslaughter by Negligence	--	--	--	--	--	--	--	--	--	--	--	--	--
Other Assaults – Simple	--	2	11	11	10	9	43	9	5	6	5	7	2
Forgery and Counterfeiting	--	--	--	--	--	--	--	--	--	--	--	--	--
Fraud	--	--	1	--	--	--	1	--	1	2	3	2	1
Embezzlement	--	--	--	--	--	--	--	--	--	--	--	--	--
Stolen Property	--	--	--	1	--	--	1	--	--	2	1	--	--
Vandalism	3	4	2	6	4	10	29	4	3	3	8	9	8
Weapons: Carrying, Possessing, Etc.	--	--	1	1	--	--	2	--	1	--	1	--	--
Prostitution and Comm. Vice	--	--	--	--	--	--	--	--	--	--	--	1	--
Sex Offenses	--	--	1	--	--	--	1	1	--	3	2	--	1
<b>DRUGS, SALE OR MFG.</b>													
<i>Opium, Cocaine, Derivatives</i>	--	--	--	--	--	--	--	--	--	--	--	--	--
<i>Marijuana</i>	--	--	5	8	11	17	41	4	7	7	5	2	2
<i>Synthetic Narcotics</i>	--	--	--	--	--	--	--	--	--	--	--	--	--
<i>Other Dangerous Non-narcotics</i>	--	--	--	1	--	--	1	1	1	2	1	2	--
<b>DRUGS, POSSESSION</b>													
<i>Opium, Cocaine, Derivatives</i>	--	--	--	--	--	--	--	--	--	--	--	--	--
<i>Marijuana</i>	--	2	8	11	16	14	51	14	17	15	13	13	9
<i>Synthetic Narcotics</i>	--	--	--	--	--	--	--	--	--	--	--	--	--
<i>Other Dangerous Non-narcotics</i>	--	1	--	1	1	2	5	1	1	4	--	3	5
All Gambling	--	--	--	--	--	--	--	--	--	--	--	--	--
Offenses Against Family/Children	--	--	9	7	--	2	18	3	9	7	5	9	6
Driving Under the Influence	--	--	--	--	--	2	2	3	4	5	11	6	9
Liquor Law Violations	--	--	7	18	18	16	59	27	23	15	1	4	--
Disorderly Conduct	1	3	7	7	4	5	27	2	4	2	3	5	10
Vagrancy	--	--	--	--	--	--	--	--	--	--	--	--	--
All Other, Except Traffic	--	--	12	8	9	7	36	7	13	19	21	18	16
Curfew/Loitering (Juveniles)	--	--	3	4	2	1	10	--	--	--	--	--	--
Runaways (Juveniles)	--	5	12	27	24	12	80	--	--	--	--	--	--
<b>PART II SUBTOTAL</b>	<b>4</b>	<b>17</b>	<b>79</b>	<b>111</b>	<b>99</b>	<b>97</b>	<b>407</b>	<b>76</b>	<b>89</b>	<b>92</b>	<b>80</b>	<b>81</b>	<b>69</b>
<b>TOTAL</b>	<b>4</b>	<b>21</b>	<b>100</b>	<b>137</b>	<b>122</b>	<b>120</b>	<b>504</b>	<b>112</b>	<b>120</b>	<b>115</b>	<b>113</b>	<b>127</b>	<b>103</b>

\*Complete data was not provided by the Benson, Bisbee, Douglas or Tombstone Police Departments.

COCHISE COUNTY (Cont.)

Offense Classification	24	25-29	30-34	35-39	40-44	45-49	50-54	55-59	60-64	65+	Total Over 18	Total All ages
<b>PART I</b>												
Murder/Non-negligent Manslaughter	--	--	--	--	--	--	--	--	--	--	2	2
Rape	--	--	--	--	1	--	--	1	--	--	4	6
Robbery	--	4	2	1	2	--	--	--	--	--	13	13
Aggravated Assault	4	19	24	9	12	8	10	2	2	5	109	116
Burglary	5	7	14	8	3	3	--	--	--	--	47	52
Larceny-Theft	13	73	56	49	39	36	35	28	18	8	460	542
Motor Vehicle Theft	1	1	--	2	1	1	--	--	--	--	12	12
Arson	--	--	--	--	--	--	--	--	--	--	--	1
Human Trafficking	--	--	--	--	--	--	--	--	--	--	--	--
<b>PART I SUBTOTAL</b>	<b>23</b>	<b>104</b>	<b>96</b>	<b>69</b>	<b>58</b>	<b>48</b>	<b>45</b>	<b>31</b>	<b>20</b>	<b>13</b>	<b>647</b>	<b>744</b>
<b>PART II</b>												
Manslaughter by Negligence	--	--	--	--	--	--	--	--	--	--	--	--
Other Assaults – Simple	8	28	32	22	21	25	15	16	9	10	199	242
Forgery and Counterfeiting	1	1	3	1	--	2	1	--	--	1	7	7
Fraud	1	8	5	4	6	4	5	3	1	1	38	39
Embezzlement	--	--	--	--	--	--	--	--	--	--	--	--
Stolen Property	1	--	--	--	--	--	--	--	--	--	4	5
Vandalism	11	14	18	10	7	6	7	4	1	4	113	142
Weapons: Carrying, Possessing, Etc.	--	1	5	--	--	2	1	--	--	--	10	12
Prostitution and Comm. Vice	--	--	--	--	--	--	--	--	--	--	1	1
Sex Offenses	2	6	3	2	--	1	--	--	3	1	25	26
DRUGS, SALE OR MFG.												
<i>Opium, Cocaine, Derivatives</i>	--	--	--	--	--	--	--	--	--	--	--	--
<i>Marijuana</i>	4	10	9	5	4	5	5	5	--	--	69	110
<i>Synthetic Narcotics</i>	--	2	--	2	--	2	2	--	1	--	7	7
<i>Other Dangerous Non-narcotics</i>	--	12	6	12	7	3	6	1	2	1	47	48
DRUGS, POSSESSION												
<i>Opium, Cocaine, Derivatives</i>	--	2	--	--	--	--	1	--	--	--	3	3
<i>Marijuana</i>	13	47	23	33	23	9	14	6	11	4	250	301
<i>Synthetic Narcotics</i>	--	--	--	--	--	--	1	--	--	--	1	1
<i>Other Dangerous Non-narcotics</i>	1	15	12	14	7	7	5	4	1	1	71	76
All Gambling	--	--	--	--	--	--	--	--	--	--	--	--
Offenses Against Family/Children	4	42	33	35	31	24	16	19	18	16	249	267
Driving Under the Influence	10	33	33	21	21	29	19	18	9	12	216	218
Liquor Law Violations	1	5	7	9	6	9	12	2	4	4	137	196
Disorderly Conduct	5	24	37	11	11	20	6	4	5	8	145	172
Vagrancy	--	--	--	--	--	--	--	--	--	--	--	--
All Other, Except Traffic	9	66	54	38	26	33	29	17	24	10	364	400
Curfew/Loitering (Juveniles)	--	--	--	--	--	--	--	--	--	--	--	10
Runaways (Juveniles)	--	--	--	--	--	--	--	--	--	--	--	80
<b>PART II SUBTOTAL</b>	<b>71</b>	<b>316</b>	<b>280</b>	<b>219</b>	<b>170</b>	<b>181</b>	<b>145</b>	<b>99</b>	<b>89</b>	<b>73</b>	<b>1,956</b>	<b>2,363</b>
<b>TOTAL</b>	<b>94</b>	<b>420</b>	<b>376</b>	<b>288</b>	<b>228</b>	<b>229</b>	<b>190</b>	<b>130</b>	<b>109</b>	<b>86</b>	<b>2,603</b>	<b>3,107</b>

\*Complete data was not provided by the Benson, Bisbee, Douglas or Tombstone Police Departments.

# COCONINO COUNTY

## TOTAL ARRESTS BY AGE\*

Offense Classification	Under 10	10-12	13-14	15	16	17	Total Under 18	18	19	20	21	22	23
<b>PART I</b>													
Murder/Non-negligent Manslaughter	--	--	--	--	--	--	--	1	--	--	--	--	--
Rape	--	--	--	--	--	--	--	--	--	--	1	--	--
Robbery	--	--	--	1	--	--	1	--	--	--	--	--	1
Aggravated Assault	--	--	3	6	5	4	18	10	3	9	14	12	6
Burglary	--	3	2	2	4	6	17	3	2	2	2	1	1
Larceny-Theft	--	11	42	29	29	21	132	38	51	34	40	32	35
Motor Vehicle Theft	--	--	4	--	2	--	6	--	1	1	1	--	--
Arson	--	--	2	--	--	--	2	2	--	--	--	--	--
Human Trafficking	--	--	--	--	--	--	--	--	--	--	--	--	--
<b>PART I SUBTOTAL</b>	<b>--</b>	<b>14</b>	<b>53</b>	<b>38</b>	<b>40</b>	<b>31</b>	<b>176</b>	<b>54</b>	<b>57</b>	<b>46</b>	<b>58</b>	<b>45</b>	<b>43</b>
<b>PART II</b>													
Manslaughter by Negligence	--	--	--	--	--	--	--	--	--	--	--	--	--
Other Assaults – Simple	2	10	27	16	9	18	82	31	24	37	44	40	36
Forgery and Counterfeiting	--	--	--	--	--	--	--	--	--	2	--	1	--
Fraud	--	--	--	--	--	--	--	--	1	--	--	--	1
Embezzlement	--	--	--	--	--	--	--	--	--	--	--	--	1
Stolen Property	--	--	1	--	--	--	1	--	--	--	--	1	1
Vandalism	2	5	16	7	9	15	54	10	7	20	21	17	11
Weapons: Carrying, Possessing, Etc.	--	--	--	--	--	--	--	--	--	1	--	1	1
Prostitution and Comm. Vice	--	--	--	--	--	--	--	--	--	--	--	--	--
Sex Offenses	--	--	--	1	--	1	2	--	3	2	9	3	2
<b>DRUGS, SALE OR MFG.</b>													
<i>Opium, Cocaine, Derivatives</i>	--	--	--	--	--	--	--	3	2	3	--	1	--
<i>Marijuana</i>	--	--	1	--	--	1	2	--	--	2	--	2	1
<i>Synthetic Narcotics</i>	--	--	--	--	--	--	--	--	--	--	--	--	--
<i>Other Dangerous Non-narcotics</i>	--	--	4	2	3	--	9	--	--	1	--	2	1
<b>DRUGS, POSSESSION</b>													
Opium, Cocaine, Derivatives	--	--	--	--	--	2	2	2	2	1	3	3	2
Marijuana	--	5	40	26	21	29	121	77	67	44	40	40	39
Synthetic Narcotics	--	--	--	1	--	--	1	1	--	1	1	--	1
Other Dangerous Non-narcotics	--	2	1	2	3	--	8	1	--	1	1	3	1
All Gambling	--	--	--	--	--	--	--	--	--	--	--	--	--
Offenses Against Family/Children	--	--	4	2	1	1	8	6	7	8	10	6	5
Driving Under the Influence	--	--	--	--	1	2	3	16	22	23	33	47	31
Liquor Law Violations	--	1	28	20	30	50	129	115	130	162	16	9	8
Disorderly Conduct	--	6	22	18	8	10	64	5	18	14	44	34	27
Vagrancy	--	--	--	--	--	--	--	--	--	--	--	--	--
All Other, Except Traffic	2	--	9	10	11	9	41	15	23	23	22	31	59
Curfew/Loitering (Juveniles)	--	--	--	--	--	1	1	--	--	--	--	--	--
Runaways (Juveniles)	--	2	2	3	1	--	8	--	--	--	--	--	--
<b>PART II SUBTOTAL</b>	<b>6</b>	<b>31</b>	<b>155</b>	<b>108</b>	<b>97</b>	<b>139</b>	<b>536</b>	<b>282</b>	<b>306</b>	<b>345</b>	<b>244</b>	<b>241</b>	<b>228</b>
<b>TOTAL</b>	<b>6</b>	<b>45</b>	<b>208</b>	<b>146</b>	<b>137</b>	<b>170</b>	<b>712</b>	<b>336</b>	<b>363</b>	<b>391</b>	<b>302</b>	<b>286</b>	<b>271</b>

\*Complete data was not provided by the Sedona Police Department.

COCONINO COUNTY (Cont.)

Offense Classification	24	25-29	30-34	35-39	40-44	45-49	50-54	55-59	60-64	65+	Total Over 18	Total All Ages
<b>PART I</b>												
Murder/Non-negligent Manslaughter	--	--	--	--	--	--	--	--	--	--	2	2
Rape	--	2	1	--	1	--	3	--	--	--	8	8
Robbery	--	4	1	1	2	2	--	--	--	--	12	13
Aggravated Assault	9	48	35	20	29	15	14	3	6	2	224	242
Burglary	3	5	3	5	3	2	1	2	2	--	36	53
Larceny-Theft	32	121	122	93	106	73	55	36	24	15	863	995
Motor Vehicle Theft	--	2	2	2	2	2	2	1	--	--	14	20
Arson	--	--	--	--	1	--	--	--	1	--	4	6
Human Trafficking	--	--	--	--	--	--	--	--	--	--	--	--
<b>PART I SUBTOTAL</b>	<b>44</b>	<b>182</b>	<b>164</b>	<b>121</b>	<b>144</b>	<b>94</b>	<b>75</b>	<b>43</b>	<b>33</b>	<b>17</b>	<b>1,163</b>	<b>1,339</b>
<b>PART II</b>												
Manslaughter by Negligence	--	--	--	--	--	--	--	--	--	--	--	--
Other Assaults – Simple	27	140	154	102	101	99	72	34	21	23	919	1,001
Forgery and Counterfeiting	--	1	1	2	1	--	--	--	1	--	9	9
Fraud	--	--	--	1	2	--	1	--	--	--	5	5
Embezzlement	--	--	1	--	--	--	--	--	--	--	2	2
Stolen Property	--	2	2	1	3	2	1	--	--	--	12	13
Vandalism	18	70	42	40	35	34	17	9	9	3	345	399
Weapons: Carrying, Possessing, Etc.	--	7	4	4	1	2	4	--	1	1	25	25
Prostitution and Comm. Vice	--	--	1	--	--	--	--	--	--	--	1	1
Sex Offenses	2	11	20	18	11	19	18	9	10	1	129	131
DRUGS, SALE OR MFG.												
<i>Opium, Cocaine, Derivatives</i>	--	--	1	--	1	1	--	--	1	--	12	12
<i>Marijuana</i>	--	1	2	2	--	1	--	--	1	--	12	14
<i>Synthetic Narcotics</i>	--	--	1	--	--	--	--	1	--	--	2	2
<i>Other Dangerous Non-narcotics</i>	1	2	7	4	8	4	--	--	1	--	30	39
DRUGS, POSSESSION												
<i>Opium, Cocaine, Derivatives</i>	--	9	5	3	3	5	3	2	--	1	40	42
<i>Marijuana</i>	39	87	82	41	62	44	27	21	7	5	696	817
<i>Synthetic Narcotics</i>	1	3	2	6	3	2	3	1	--	--	21	22
<i>Other Dangerous Non-narcotics</i>	1	2	3	7	2	3	5	2	--	--	28	36
All Gambling	--	--	--	--	--	--	--	--	--	--	--	--
Offenses Against Family/Children	8	27	28	21	26	16	12	6	4	6	178	186
Driving Under the Influence	32	112	110	75	87	66	48	41	24	21	728	731
Liquor Law Violations	9	58	60	82	91	104	88	54	73	27	1,096	1,225
Disorderly Conduct	46	142	151	102	121	93	72	80	47	33	978	1,042
Vagrancy	--	--	--	2	--	--	--	--	--	--	2	2
All Other, Except Traffic	42	205	238	184	205	160	139	127	95	50	1,523	1,564
Curfew/Loitering (Juveniles)	--	--	--	--	--	--	--	--	--	--	--	1
Runaways (Juveniles)	--	--	--	--	--	--	--	--	--	--	--	8
<b>PART II SUBTOTAL</b>	<b>226</b>	<b>879</b>	<b>915</b>	<b>697</b>	<b>763</b>	<b>655</b>	<b>510</b>	<b>387</b>	<b>295</b>	<b>171</b>	<b>6,793</b>	<b>7,329</b>
<b>TOTAL</b>	<b>270</b>	<b>1,061</b>	<b>1,079</b>	<b>818</b>	<b>907</b>	<b>749</b>	<b>585</b>	<b>430</b>	<b>328</b>	<b>188</b>	<b>7,956</b>	<b>8,668</b>

\*Complete data was not provided by the Sedona Police Department.



# GILA COUNTY

## TOTAL ARRESTS BY AGE\*

Offense Classification	Under 10	10-12	13-14	15	16	17	Total Under 18	18	19	20	21	22	23
<b>PART I</b>													
Murder/Non-negligent Manslaughter		--	--	--	--	--	--	--	--	--	--	--	--
Rape	--	--	--	1	--	--	1	--	--	--	--	1	--
Robbery	--	--	--	--	--	--	--	--	1	--	--	--	1
Aggravated Assault	--	1	2	2	1	--	6	1	1	1	6	1	1
Burglary	--	5	7	2	4	--	18	3	3	--	--	--	2
Larceny-Theft	1	15	20	10	19	16	81	16	17	17	6	11	9
Motor Vehicle Theft	--	--	1	--	--	1	2	1	1	--	1	--	--
Arson	--	1	1	--	--	--	2	--	--	--	--	--	--
Human Trafficking	--	--	--	--	--	--	--	--	--	--	--	--	--
<b>PART I SUBTOTAL</b>	<b>1</b>	<b>22</b>	<b>31</b>	<b>15</b>	<b>24</b>	<b>17</b>	<b>110</b>	<b>21</b>	<b>23</b>	<b>18</b>	<b>13</b>	<b>13</b>	<b>13</b>
<b>PART II</b>													
Manslaughter by Negligence	--	--	--	--	--	--	--	--	--	--	--	--	--
Other Assaults – Simple	--	1	8	2	3	4	18	4	3	3	7	1	1
Forgery and Counterfeiting	--	--	--	--	--	--	--	--	--	--	1	--	--
Fraud	--	--	--	--	--	--	--	--	--	--	1	--	--
Embezzlement	--	--	--	--	--	--	--	--	--	--	--	--	--
Stolen Property	--	--	--	--	--	--	--	1	--	--	--	1	--
Vandalism	--	5	7	4	4	3	23	9	--	4	3	3	--
Weapons: Carrying, Possessing, Etc.	--	--	2	--	1	--	3	--	--	--	1	3	1
Prostitution and Comm. Vice	--	--	--	--	--	--	--	--	--	--	--	--	--
Sex Offenses	--	--	--	--	--	--	--	--	2	--	--	1	--
<b>DRUGS, SALE OR MFG.</b>													
Opium, Cocaine, Derivatives	--	--	--	--	--	--	--	1	2	2	--	1	--
Marijuana	--	--	--	--	--	--	--	--	2	2	--	2	--
Synthetic Narcotics	--	--	--	--	--	--	--	--	--	--	--	--	--
Other Dangerous Non-narcotics	--	1	--	--	--	--	1	--	2	--	2	2	3
<b>DRUGS, POSSESSION</b>													
Opium, Cocaine, Derivatives	--	--	--	--	--	--	--	--	1	--	1	1	--
Marijuana	--	2	8	3	9	4	26	7	6	4	4	4	5
Synthetic Narcotics	--	--	--	--	--	--	--	--	--	--	--	--	--
Other Dangerous Non-narcotics	--	--	3	2	1	2	8	4	5	1	6	--	3
All Gambling	--	--	--	--	--	--	--	--	--	--	--	--	--
Offenses Against Family/Children	--	--	--	--	--	--	--	2	3	5	5	6	6
Driving Under the Influence	--	--	--	1	--	--	1	2	--	7	1	10	5
Liquor Law Violations	--	--	6	7	2	3	18	5	6	8	3	2	1
Disorderly Conduct	--	7	8	6	4	3	28	2	9	8	11	9	6
Vagrancy	--	--	--	--	--	--	--	--	--	--	--	--	--
All Other, Except Traffic	--	5	11	5	8	5	34	13	31	31	35	21	27
Curfew/Loitering (Juveniles)	--	--	--	--	--	--	--	--	--	--	--	--	--
Runaways (Juveniles)	--	--	1	1	2	--	4	--	--	--	--	--	--
<b>PART II SUBTOTAL</b>	<b>--</b>	<b>21</b>	<b>54</b>	<b>31</b>	<b>34</b>	<b>24</b>	<b>164</b>	<b>50</b>	<b>72</b>	<b>75</b>	<b>81</b>	<b>67</b>	<b>58</b>
<b>TOTAL</b>	<b>1</b>	<b>43</b>	<b>85</b>	<b>46</b>	<b>58</b>	<b>41</b>	<b>274</b>	<b>71</b>	<b>95</b>	<b>93</b>	<b>94</b>	<b>80</b>	<b>71</b>

\*Complete data was not provided by the Hayden Police Department.

GILA COUNTY (Cont.)

Offense Classification	24	25-29	30-34	35-39	40-44	45-49	50-54	55-59	60-64	65+	Total Over 18	Total All Ages
<b>PART I</b>												
Murder/Non-negligent Manslaughter	--	--	--	1	--	1	--	--	--	--	3	3
Rape	1	--	--	--	--	--	--	--	--	1	2	3
Robbery	1	--	--	--	1	--	--	--	--	--	4	4
Aggravated Assault	2	15	14	11	4	16	5	6	5	4	85	91
Burglary	2	5	8	6	3	3	--	1	--	1	34	52
Larceny-Theft	14	69	51	36	50	30	19	19	9	10	325	406
Motor Vehicle Theft	--	4	4	4	2	3	1	--	--	2	20	22
Arson	--	--	--	--	--	--	--	1	1	--	2	4
Human Trafficking	--	--	--	--	--	--	--	--	--	--	--	--
<b>PART I SUBTOTAL</b>	<b>20</b>	<b>93</b>	<b>77</b>	<b>58</b>	<b>60</b>	<b>53</b>	<b>25</b>	<b>27</b>	<b>15</b>	<b>18</b>	<b>475</b>	<b>585</b>
<b>PART II</b>												
Manslaughter by Negligence	--	--	--	--	--	--	--	--	--	--	--	--
Other Assaults – Simple	2	12	24	10	14	11	12	6	7	4	110	128
Forgery and Counterfeiting	2	2	2	2	--	--	3	--	1	--	11	11
Fraud	--	5	5	1	3	3	--	1	1	--	16	16
Embezzlement	--	--	--	--	--	--	--	--	--	--	--	--
Stolen Property	1	1	2	--	2	--	--	1	1	--	10	10
Vandalism	1	13	8	3	6	2	5	3	1	--	55	78
Weapons: Carrying, Possessing, Etc.	3	2	3	3	2	3	2	1	--	1	24	27
Prostitution and Comm. Vice	--	1	--	--	--	--	--	--	--	--	1	1
Sex Offenses	--	1	4	1	1	1	1	1	--	2	15	15
DRUGS, SALE OR MFG.												
<i>Opium, Cocaine, Derivatives</i>	1	1	--	1	1	--	--	--	--	--	9	9
<i>Marijuana</i>	--	5	1	2	2	--	--	2	--	--	17	17
<i>Synthetic Narcotics</i>	--	1	--	1	--	--	--	--	--	--	2	2
<i>Other Dangerous Non-narcotics</i>	2	16	10	12	12	6	7	3	--	--	62	63
DRUGS, POSSESSION												
<i>Opium, Cocaine, Derivatives</i>	1	2	1	2	--	1	1	--	--	--	9	9
<i>Marijuana</i>	3	13	7	4	5	2	6	7	1	2	76	102
<i>Synthetic Narcotics</i>	--	2	--	3	2	--	1	--	--	2	8	8
<i>Other Dangerous Non-narcotics</i>	4	9	7	4	3	1	1	3	--	1	50	58
All Gambling	--	--	--	--	--	--	--	--	--	--	--	--
Offenses Against Family/Children	6	46	55	27	40	42	19	18	14	8	267	267
Driving Under the Influence	7	27	11	17	11	11	13	9	12	10	142	143
Liquor Law Violations	2	2	2	4	1	1	2	2	--	2	46	64
Disorderly Conduct	13	24	24	32	22	19	18	26	12	24	246	274
Vagrancy	--	--	--	--	--	--	--	--	--	--	--	--
All Other, Except Traffic	31	157	163	109	90	85	65	49	29	19	843	877
Curfew/Loitering (Juveniles)	--	--	--	--	--	--	--	--	--	--	--	--
Runaways (Juveniles)	--	--	--	--	--	--	--	--	--	--	--	4
<b>PART II SUBTOTAL</b>	<b>79</b>	<b>342</b>	<b>329</b>	<b>238</b>	<b>217</b>	<b>188</b>	<b>156</b>	<b>132</b>	<b>79</b>	<b>75</b>	<b>2,019</b>	<b>2,183</b>
<b>TOTAL</b>	<b>99</b>	<b>435</b>	<b>406</b>	<b>296</b>	<b>277</b>	<b>241</b>	<b>181</b>	<b>159</b>	<b>94</b>	<b>93</b>	<b>2,494</b>	<b>2,768</b>

\*Complete data was not provided by the Hayden Police Department.

# GRAHAM COUNTY

## TOTAL ARRESTS BY AGE\*

Offense Classification	Under 10	10-12	13-14	15	16	17	Total Under 18	18	19	20	21	22	23
<b>PART I</b>													
Murder/Non-negligent Manslaughter	--	--	--	--	--	--	--	--	--	--	--	--	--
Rape	--	--	--	--	--	--	--	--	--	--	--	--	--
Robbery	--	--	--	--	--	--	--	--	--	--	--	--	--
Aggravated Assault	--	--	3	--	--	--	3	1	1	2	2	3	--
Burglary	--	--	--	--	--	--	--	--	--	--	--	--	1
Larceny-Theft	1	7	4	3	13	6	34	2	4	1	4	6	9
Motor Vehicle Theft	--	--	--	--	--	--	--	--	1	--	1	--	1
Arson	--	--	--	--	--	--	--	--	--	--	--	--	--
Human Trafficking	--	--	--	--	--	--	--	--	--	--	--	--	--
<b>PART I SUBTOTAL</b>	<b>1</b>	<b>7</b>	<b>7</b>	<b>3</b>	<b>13</b>	<b>6</b>	<b>37</b>	<b>3</b>	<b>6</b>	<b>3</b>	<b>7</b>	<b>9</b>	<b>11</b>
<b>PART II</b>													
Manslaughter by Negligence	--	--	--	--	--	--	--	--	--	--	--	--	--
Other Assaults – Simple	--	4	5	3	2	3	17	1	1	2	--	2	1
Forgery and Counterfeiting	--	--	--	--	--	--	--	--	--	--	--	--	--
Fraud	--	--	--	--	--	1	1	--	1	2	--	--	--
Embezzlement	--	--	--	--	--	--	--	--	--	--	--	--	--
Stolen Property	--	--	--	--	--	--	--	1	--	--	1	--	1
Vandalism	--	--	1	--	1	--	2	3	--	--	--	--	--
Weapons: Carrying, Possessing, Etc.	--	--	--	--	--	--	--	--	--	--	--	--	--
Prostitution and Comm. Vice	--	--	--	--	--	--	--	--	--	--	--	--	--
Sex Offenses	--	--	--	--	1	--	1	--	3	2	--	2	2
<b>DRUGS, SALE OR MFG.</b>													
<i>Opium, Cocaine, Derivatives</i>	--	--	--	--	--	--	--	--	--	--	--	--	--
<i>Marijuana</i>	--	--	--	--	--	1	1	--	--	--	--	--	--
<i>Synthetic Narcotics</i>	--	--	--	--	--	--	--	1	--	--	1	--	--
<i>Other Dangerous Non-narcotics</i>	--	--	--	--	--	--	--	--	1	1	--	--	--
<b>DRUGS, POSSESSION</b>													
<i>Opium, Cocaine, Derivatives</i>	--	--	--	--	--	--	--	--	--	--	--	--	--
<i>Marijuana</i>	--	2	5	1	3	1	12	3	4	4	2	4	1
<i>Synthetic Narcotics</i>	--	--	--	--	--	1	1	--	--	--	--	--	--
<i>Other Dangerous Non-narcotics</i>	--	--	--	2	1	--	3	--	3	2	--	2	4
All Gambling	--	--	--	--	--	--	--	--	--	--	--	--	--
Offenses Against Family/Children	--	1	--	--	--	--	1	2	--	1	2	5	3
Driving Under the Influence	--	--	--	--	--	--	--	3	1	2	3	8	6
Liquor Law Violations	--	--	3	2	6	10	21	9	9	14	2	1	--
Disorderly Conduct	1	6	8	2	5	5	27	2	--	3	6	5	5
Vagrancy	--	--	--	--	--	--	--	--	--	--	--	--	--
All Other, Except Traffic	2	15	12	2	9	9	49	1	13	6	7	24	18
Curfew/Loitering (Juveniles)	--	--	--	--	--	--	--	--	--	--	--	--	--
Runaways (Juveniles)	--	1	--	1	1	1	4	--	--	--	--	--	--
<b>PART II SUBTOTAL</b>	<b>3</b>	<b>29</b>	<b>34</b>	<b>13</b>	<b>29</b>	<b>32</b>	<b>140</b>	<b>26</b>	<b>36</b>	<b>39</b>	<b>24</b>	<b>53</b>	<b>41</b>
<b>TOTAL</b>	<b>4</b>	<b>36</b>	<b>41</b>	<b>16</b>	<b>42</b>	<b>38</b>	<b>177</b>	<b>29</b>	<b>42</b>	<b>42</b>	<b>31</b>	<b>62</b>	<b>52</b>

\*Complete data was not provided by the Safford Police Department.

GRAHAM COUNTY (Cont.)

Offense Classification	24	25-29	30-34	35-39	40-44	45-49	50-54	55-59	60-64	65+	Total Over 18	Total All Ages
<b>PART I</b>												
Murder/Non-negligent Manslaughter	--	--	--	--	--	--	--	--	--	--	--	--
Rape	--	--	--	1	--	--	--	--	--	--	1	1
Robbery	1	--	--	--	--	--	--	--	--	--	1	1
Aggravated Assault	1	13	10	4	12	3	4	4	3	2	59	62
Burglary	1	8	1	--	1	--	--	--	--	--	11	11
Larceny-Theft	8	23	19	13	9	13	4	4	3	1	110	144
Motor Vehicle Theft	2	1	--	1	--	--	--	--	--	--	7	7
Arson	--	--	--	--	--	1	--	--	--	--	1	1
Human Trafficking	--	--	--	--	--	--	--	--	--	--	--	--
<b>PART I SUBTOTAL</b>	<b>13</b>	<b>45</b>	<b>30</b>	<b>19</b>	<b>22</b>	<b>17</b>	<b>8</b>	<b>8</b>	<b>6</b>	<b>3</b>	<b>190</b>	<b>227</b>
<b>PART II</b>												
Manslaughter by Negligence	--	--	--	--	--	--	--	--	--	--	--	--
Other Assaults – Simple	1	3	3	6	3	2	3	1	1	--	29	46
Forgery and Counterfeiting	--	3	1	1	2	1	1	--	--	--	6	6
Fraud	1	--	4	--	--	3	--	--	--	--	9	10
Embezzlement	--	--	--	--	--	--	--	--	--	--	--	--
Stolen Property	1	3	3	1	--	--	--	--	--	--	11	11
Vandalism	--	1	--	--	--	--	--	1	--	--	6	8
Weapons: Carrying, Possessing, Etc.	--	--	2	--	--	1	--	--	1	--	3	3
Prostitution and Comm. Vice	--	--	--	--	--	--	--	--	--	--	--	--
Sex Offenses	1	2	2	1	--	--	1	1	1	--	17	18
DRUGS, SALE OR MFG.												
<i>Opium, Cocaine, Derivatives</i>	--	--	--	--	--	--	--	--	--	--	--	--
<i>Marijuana</i>	--	1	--	1	--	--	--	--	--	--	2	3
<i>Synthetic Narcotics</i>	--	2	1	1	--	--	1	--	--	--	6	6
<i>Other Dangerous Non-narcotics</i>	2	1	3	1	1	6	1	--	--	--	15	15
DRUGS, POSSESSION												
<i>Opium, Cocaine, Derivatives</i>	--	1	1	--	--	--	--	--	--	--	2	2
<i>Marijuana</i>	3	2	4	5	2	3	--	1	--	--	37	49
<i>Synthetic Narcotics</i>	--	--	1	--	--	1	--	--	--	--	2	3
<i>Other Dangerous Non-narcotics</i>	5	5	7	2	1	5	--	--	--	--	33	36
All Gambling	--	--	--	--	--	--	--	--	--	--	--	--
Offenses Against Family/Children	2	22	20	9	9	7	5	8	3	--	89	90
Driving Under the Influence	4	26	16	10	20	14	11	5	8	3	130	130
Liquor Law Violations	1	3	2	2	6	1	1	--	--	--	55	76
Disorderly Conduct	6	15	16	5	12	10	3	2	2	--	88	115
Vagrancy	--	--	--	--	--	--	--	--	--	--	--	--
All Other, Except Traffic	17	52	42	32	30	28	17	4	1	1	255	304
Curfew/Loitering (Juveniles)	--	--	--	--	--	--	--	--	--	--	--	--
Runaways (Juveniles)	--	--	--	--	--	--	--	--	--	--	--	4
<b>PART II SUBTOTAL</b>	<b>44</b>	<b>142</b>	<b>128</b>	<b>77</b>	<b>86</b>	<b>82</b>	<b>44</b>	<b>23</b>	<b>17</b>	<b>4</b>	<b>795</b>	<b>935</b>
<b>TOTAL</b>	<b>57</b>	<b>187</b>	<b>158</b>	<b>96</b>	<b>108</b>	<b>99</b>	<b>52</b>	<b>31</b>	<b>23</b>	<b>7</b>	<b>985</b>	<b>1,162</b>

\*Complete data was not provided by the Safford Police Department.

# GREENLEE COUNTY

## TOTAL ARRESTS BY AGE\*

Offense Classification	Under 10	10-12	13-14	15	16	17	Total Under 18	18	19	20	21	22	23
<b>PART I</b>													
Murder/Non-negligent Manslaughter	--	--	--	--	--	--	--	--	--	--	--	--	--
Rape	--	--	--	--	--	--	--	--	--	--	--	--	--
Robbery	--	--	--	--	--	--	--	--	--	--	--	--	--
Aggravated Assault	--	--	--	--	--	--	--	--	1	--	1	--	1
Burglary	--	--	--	--	--	--	--	--	--	--	--	--	--
Larceny-Theft	--	--	--	--	--	--	--	--	--	--	--	--	--
Motor Vehicle Theft	--	--	--	--	--	--	--	--	--	--	--	--	--
Arson	--	--	--	--	--	--	--	--	--	--	--	--	--
Human Trafficking													
<b>PART I SUBTOTAL</b>	--	--	--	--	--	--	--	--	<b>1</b>	--	<b>1</b>	--	<b>1</b>
<b>PART II</b>													
Manslaughter by Negligence	--	--	--	--	--	--	--	--	--	--	--	--	--
Other Assaults – Simple	--	--	--	1	1	--	2	--	--	--	--	--	--
Forgery and Counterfeiting	--	--	--	--	--	--	--	--	--	--	--	--	--
Fraud	--	--	--	--	--	--	--	--	--	--	--	--	--
Embezzlement	--	--	--	--	--	--	--	--	--	--	--	--	--
Stolen Property	--	--	--	--	--	--	--	--	--	--	--	--	--
Vandalism	--	1	3	--	1	1	6	--	1	--	--	1	--
Weapons: Carrying, Possessing, Etc.	--	--	--	--	--	--	--	--	--	--	--	--	--
Prostitution and Comm. Vice	--	--	--	--	--	--	--	--	--	--	--	--	--
Sex Offenses	--	--	--	--	--	--	--	--	--	--	--	--	--
<b>DRUGS, SALE OR MFG.</b>													
<i>Opium, Cocaine, Derivatives</i>	--	--	--	--	--	--	--	--	--	--	--	--	--
<i>Marijuana</i>	--	--	--	--	--	--	--	--	--	--	--	--	--
<i>Synthetic Narcotics</i>	--	--	--	--	--	--	--	--	1	--	--	--	--
<i>Other Dangerous Non-narcotics</i>	--	--	--	--	--	--	--	--	--	--	--	--	--
<b>DRUGS, POSSESSION</b>													
<i>Opium, Cocaine, Derivatives</i>	--	--	--	--	--	--	--	--	--	--	--	--	--
<i>Marijuana</i>	--	--	--	--	--	3	3	2	2	2	1	--	--
<i>Synthetic Narcotics</i>	--	--	--	--	--	1	1	--	1	--	--	--	--
<i>Other Dangerous Non-narcotics</i>	--	--	--	--	--	--	--	1	--	--	--	--	--
All Gambling	--	--	--	--	--	--	--	--	--	--	--	--	--
Offenses Against Family/Children	--	--	--	--	1	--	1	--	3	1	1	3	--
Driving Under the Influence	--	--	--	--	1	--	1	--	4	1	1	1	--
Liquor Law Violations	--	--	2	1	1	2	6	1	4	5	2	--	--
Disorderly Conduct	--	--	--	1	--	3	4	1	1	2	1	--	1
Vagrancy	--	--	--	--	--	--	--	--	--	--	--	--	--
All Other, Except Traffic	--	--	1	--	--	3	4	1	--	--	1	1	1
Curfew/Loitering (Juveniles)	--	--	--	--	--	--	--	--	--	--	--	--	--
Runaways (Juveniles)	--	1	5	--	1	2	9	--	--	--	--	--	--
<b>PART II SUBTOTAL</b>	--	<b>2</b>	<b>11</b>	<b>3</b>	<b>6</b>	<b>15</b>	<b>37</b>	<b>6</b>	<b>17</b>	<b>11</b>	<b>7</b>	<b>6</b>	<b>2</b>
<b>TOTAL</b>	--	<b>2</b>	<b>11</b>	<b>3</b>	<b>6</b>	<b>15</b>	<b>37</b>	<b>6</b>	<b>18</b>	<b>11</b>	<b>8</b>	<b>6</b>	<b>3</b>

\*Complete data was not provided by the Clifton Police Department or the Greenlee County Sheriff's Office.

**GREENLEE COUNTY (Cont.)**

Offense Classification	24	25-29	30-34	35-39	40-44	45-49	50-54	55-59	60-64	65+	Total Over 18	Total All Ages
<b>PART I</b>												
Murder/Non-negligent Manslaughter	--	--	--	--	--	--	--	--	--	--	--	--
Rape	--	--	--	--	--	--	--	--	--	--	--	--
Robbery	--	--	--	--	--	--	--	--	--	--	--	--
Aggravated Assault	--	2	--	--	--	--	1	--	--	--	6	6
Burglary	--	--	--	--	--	--	1	--	--	--	1	1
Larceny-Theft	--	--	--	--	--	--	--	--	--	--	--	--
Motor Vehicle Theft	--	--	--	--	--	--	--	--	--	--	--	--
Arson	--	--	--	--	--	--	--	--	--	--	--	--
Human Trafficking	--	--	--	--	--	--	--	--	--	--	--	--
<b>PART I SUBTOTAL</b>	--	<b>2</b>	--	--	--	--	<b>2</b>	--	--	--	<b>7</b>	<b>7</b>
<b>PART II</b>												
Manslaughter by Negligence	--	--	--	--	--	--	--	--	--	--	--	--
Other Assaults – Simple	--	--	1	--	--	1	--	--	--	--	2	4
Forgery and Counterfeiting	--	--	--	--	--	--	--	--	--	--	--	--
Fraud	--	--	--	--	--	--	--	--	--	--	--	--
Embezzlement	--	--	--	--	--	--	--	--	--	--	--	--
Stolen Property	--	--	--	--	--	--	--	--	--	--	--	--
Vandalism	--	1	--	1	--	--	--	--	--	2	6	12
Weapons: Carrying, Possessing, Etc.	--	--	--	--	--	--	--	--	--	--	--	--
Prostitution and Comm. Vice	--	--	--	--	--	--	--	--	--	--	--	--
Sex Offenses	--	--	--	--	--	--	1	--	--	--	1	1
DRUGS, SALE OR MFG.												
<i>Opium, Cocaine, Derivatives</i>	--	--	--	--	--	--	--	--	--	--	--	--
<i>Marijuana</i>	--	--	--	--	--	--	--	--	--	--	--	--
<i>Synthetic Narcotics</i>	--	--	--	--	--	--	--	--	--	--	1	1
<i>Other Dangerous Non-narcotics</i>	--	--	--	--	--	--	--	--	--	--	--	--
DRUGS, POSSESSION												
<i>Opium, Cocaine, Derivatives</i>	--	--	--	--	--	--	--	--	--	--	--	--
<i>Marijuana</i>	1	2	1	--	--	--	--	--	1	--	12	15
<i>Synthetic Narcotics</i>	3	1	1	--	--	--	--	--	1	--	7	8
<i>Other Dangerous Non-narcotics</i>	--	1	1	--	--	--	--	--	--	--	3	3
All Gambling	--	--	--	--	--	--	--	--	--	--	--	--
Offenses Against Family/Children	--	5	4	1	4	3	2	--	--	--	21	22
Driving Under the Influence	2	9	3	3	9	4	2	3	1	--	35	36
Liquor Law Violations	--	2	--	--	1	1	--	1	--	--	17	23
Disorderly Conduct	--	7	1	2	2	--	--	--	--	1	18	22
Vagrancy	--	--	--	--	--	--	--	--	--	--	--	--
All Other, Except Traffic	1	9	5	--	5	4	1	1	--	--	23	27
Curfew/Loitering (Juveniles)	--	--	--	--	--	--	--	--	--	--	--	--
Runaways (Juveniles)	--	--	--	--	--	--	--	--	--	--	--	9
<b>PART II SUBTOTAL</b>	<b>7</b>	<b>37</b>	<b>17</b>	<b>7</b>	<b>21</b>	<b>13</b>	<b>6</b>	<b>5</b>	<b>3</b>	<b>3</b>	<b>146</b>	<b>183</b>
<b>TOTAL</b>	<b>7</b>	<b>39</b>	<b>17</b>	<b>7</b>	<b>21</b>	<b>13</b>	<b>8</b>	<b>5</b>	<b>3</b>	<b>3</b>	<b>153</b>	<b>190</b>

\*Complete data was not provided by the Clifton Police Department or the Greenlee County Sheriff's Office.

# LA PAZ COUNTY

## TOTAL ARRESTS BY AGE\*

Offense Classification	Under 10	10-12	13-14	15	16	17	Total under 18	18	19	20	21	22	23
<b>PART I</b>													
Murder/Non-negligent Manslaughter	--	--	--	--	--	--	--	--	--	1	--	--	--
Rape	--	--	--	--	--	--	--	--	--	--	--	--	--
Robbery	--	--	--	--	--	--	--	--	--	--	--	--	--
Aggravated Assault	--	--	--	--	1	--	1	--	--	--	--	2	1
Burglary	--	--	1	--	--	--	1	--	1	1	--	1	2
Larceny-Theft	--	--	--	--	--	1	1	--	--	1	--	1	--
Motor Vehicle Theft	--	--	--	--	--	--	--	--	--	1	--	--	--
Arson	--	--	--	--	--	--	--	--	--	--	--	1	--
Human Trafficking	--	--	--	--	--	--	--	--	--	--	--	--	--
<b>PART I SUBTOTAL</b>	--	--	<b>1</b>	--	<b>1</b>	<b>1</b>	<b>3</b>	--	<b>1</b>	<b>3</b>	--	<b>5</b>	<b>3</b>
<b>PART II</b>													
Manslaughter by Negligence	--	--	--	--	--	--	--	--	--	--	--	--	--
Other Assaults – Simple	--	--	--	1	--	1	2	--	2	--	--	--	--
Forgery and Counterfeiting	--	--	--	--	--	--	--	--	--	--	--	--	--
Fraud	--	--	--	--	--	--	--	--	--	--	--	--	--
Embezzlement	--	--	--	--	--	--	--	--	--	--	--	--	--
Stolen Property	--	--	--	--	--	--	--	--	--	--	--	--	--
Vandalism	--	--	--	--	--	1	1	--	--	1	1	--	--
Weapons: Carrying, Possessing, Etc.	--	--	--	--	--	--	--	--	--	--	1	--	1
Prostitution and Comm. Vice	--	--	--	--	--	--	--	--	--	--	--	--	--
Sex Offenses	--	--	--	--	1	--	1	--	1	--	--	--	--
DRUGS, SALE OR MFG.													
<i>Opium, Cocaine, Derivatives</i>	--	--	--	--	--	--	--	--	--	--	--	--	--
<i>Marijuana</i>	--	--	--	--	--	--	--	--	4	2	--	1	--
<i>Synthetic Narcotics</i>	--	--	--	--	--	--	--	--	--	--	--	--	--
<i>Other Dangerous Non-narcotics</i>	--	--	--	--	--	--	--	--	1	--	1	--	--
DRUGS, POSSESSION													
<i>Opium, Cocaine, Derivatives</i>	--	--	--	--	--	--	--	--	--	--	--	--	--
<i>Marijuana</i>	--	--	--	--	--	--	--	2	6	3	--	3	4
<i>Synthetic Narcotics</i>	--	--	--	--	--	--	--	--	--	--	--	--	--
<i>Other Dangerous Non-narcotics</i>	--	--	--	--	--	--	--	--	1	--	--	--	--
All Gambling	--	--	--	--	--	--	--	--	--	--	--	--	--
Offenses Against Family/Children	--	--	--	--	--	--	--	--	--	--	--	--	--
Driving Under the Influence	--	--	--	--	--	--	--	--	4	1	3	3	2
Liquor Law Violations	--	--	--	--	1	--	1	--	2	--	--	--	--
Disorderly Conduct	--	--	--	--	--	--	--	1	1	3	1	--	2
Vagrancy	--	--	--	--	--	--	--	--	--	--	--	--	--
All Other, Except Traffic	--	--	--	--	1	1	2	--	2	2	4	2	2
Curfew/Loitering (Juveniles)	--	--	--	--	--	--	--	--	--	--	--	--	--
Runaways (Juveniles)	--	--	--	--	--	--	--	--	--	--	--	--	--
<b>PART II SUBTOTAL</b>	--	--	--	<b>1</b>	<b>3</b>	<b>3</b>	<b>7</b>	<b>3</b>	<b>24</b>	<b>12</b>	<b>11</b>	<b>9</b>	<b>11</b>
<b>TOTAL</b>	--	--	<b>1</b>	<b>1</b>	<b>4</b>	<b>4</b>	<b>10</b>	<b>3</b>	<b>25</b>	<b>15</b>	<b>11</b>	<b>14</b>	<b>14</b>

\*Complete data was not provided by the Parker Police Department.

## LA PAZ COUNTY (Cont.)

Offense Classification	24	25-29	30-34	35-39	40-44	45-49	50-54	55-59	60-64	65+	Total Over 18	Total All Ages
<b>PART I</b>												
Murder/Non-negligent Manslaughter	--	--	--	--	--	--	--	--	--	--	--	2
Rape	--	--	--	--	--	--	--	--	--	--	--	--
Robbery	--	--	--	--	--	--	--	--	1	--	1	1
Aggravated Assault	--	5	1	8	1	--	8	4	2	--	29	30
Burglary	2	1	6	1	1	1	5	--	--	1	23	24
Larceny-Theft	1	5	4	2	3	5	2	5	3	5	32	33
Motor Vehicle Theft	--	--	--	--	--	--	1	--	1	1	4	4
Arson	--	--	--	--	--	--	--	--	2	--	3	3
Human Trafficking	--	--	--	--	--	--	--	--	--	--	--	--
<b>PART I SUBTOTAL</b>	<b>3</b>	<b>11</b>	<b>11</b>	<b>11</b>	<b>5</b>	<b>6</b>	<b>16</b>	<b>9</b>	<b>9</b>	<b>7</b>	<b>92</b>	<b>95</b>
<b>PART II</b>												
Manslaughter by Negligence	--	--	--	--	--	--	--	--	--	--	--	--
Other Assaults – Simple	5	12	4	11	8	3	7	2	2	6	56	58
Forgery and Counterfeiting	2	5	2	2	2	1	1	1	--	--	13	13
Fraud	--	1	--	--	2	--	--	--	--	1	3	3
Embezzlement	--	--	--	--	--	--	--	--	--	--	--	--
Stolen Property	--	--	--	--	--	--	--	--	--	--	--	--
Vandalism	1	3	1	1	2	3	4	3	--	1	19	20
Weapons: Carrying, Possessing, Etc.	--	3	2	--	4	--	--	--	1	--	10	10
Prostitution and Comm. Vice	--	--	--	--	--	--	--	--	--	--	--	--
Sex Offenses	--	--	--	--	--	--	--	1	--	1	3	4
DRUGS, SALE OR MFG.												
<i>Opium, Cocaine, Derivatives</i>	--	--	--	--	--	--	--	--	--	--	--	--
<i>Marijuana</i>	3	1	1	3	--	--	1	--	--	--	16	16
<i>Synthetic Narcotics</i>	--	1	1	--	1	1	--	--	--	--	3	3
<i>Other Dangerous Non-narcotics</i>	1	--	1	--	--	1	--	1	--	--	6	6
DRUGS, POSSESSION												
<i>Opium, Cocaine, Derivatives</i>	--	1	3	--	1	2	1	--	--	1	6	6
<i>Marijuana</i>	3	14	5	10	11	3	5	3	3	5	73	73
<i>Synthetic Narcotics</i>	--	--	2	--	--	--	--	--	--	--	2	2
<i>Other Dangerous Non-narcotics</i>	--	3	5	2	2	3	1	1	2	--	17	17
All Gambling	--	--	--	--	--	--	--	--	--	--	--	--
Offenses Against Family/Children	--	--	--	--	--	--	--	--	--	--	1	1
Driving Under the Influence	1	7	6	2	5	10	5	9	5	5	68	68
Liquor Law Violations	1	1	1	--	--	--	--	1	--	--	6	7
Disorderly Conduct	4	5	6	3	5	7	8	3	2	2	47	47
Vagrancy	--	--	--	--	--	--	--	--	--	--	--	--
All Other, Except Traffic	5	22	23	19	18	12	18	4	6	11	124	126
Curfew/Loitering (Juveniles)	--	--	--	--	--	--	--	--	--	--	--	--
Runaways (Juveniles)	--	--	--	--	--	--	--	--	--	--	--	--
<b>PART II SUBTOTAL</b>	<b>26</b>	<b>79</b>	<b>63</b>	<b>53</b>	<b>61</b>	<b>46</b>	<b>51</b>	<b>29</b>	<b>21</b>	<b>33</b>	<b>473</b>	<b>480</b>
<b>TOTAL</b>	<b>29</b>	<b>90</b>	<b>74</b>	<b>64</b>	<b>66</b>	<b>52</b>	<b>67</b>	<b>38</b>	<b>30</b>	<b>40</b>	<b>565</b>	<b>575</b>

\*Complete data was not provided by the Parker Police Department.



# MARICOPA COUNTY

## TOTAL ARRESTS BY AGE\*

Offense Classification	Under 10	10-12	13-14	15	16	17	Total Under 18	18	19	20	21	22	23
<b>PART I</b>													
Murder/Non-negligent Manslaughter	--	--	--	2	1	3	6	6	3	4	5	7	6
Rape	--	4	5	5	6	5	25	4	6	9	5	5	5
Robbery	--	--	13	46	49	50	158	90	65	42	61	55	46
Aggravated Assault	3	24	61	51	57	89	285	123	97	127	135	149	192
Burglary	7	30	95	80	109	80	401	133	111	95	101	95	88
Larceny-Theft	14	138	462	459	675	658	2,406	910	838	743	733	737	772
Motor Vehicle Theft	--	1	31	48	68	37	185	66	52	33	33	42	39
Arson	4	5	12	9	6	8	44	3	2	2	1	1	2
Human Trafficking	--	--	--	--	--	--	--	--	--	--	--	--	--
<b>PART I SUBTOTAL</b>	<b>28</b>	<b>202</b>	<b>679</b>	<b>700</b>	<b>971</b>	<b>930</b>	<b>3,510</b>	<b>1,335</b>	<b>1,174</b>	<b>1,055</b>	<b>1,074</b>	<b>1,091</b>	<b>1,150</b>
<b>PART II</b>													
Manslaughter by Negligence	--	--	--	--	--	--	--	1	2	--	--	1	1
Other Assaults – Simple	23	168	416	312	298	309	1,526	381	404	383	473	550	579
Forgery and Counterfeiting	--	--	--	--	4	4	8	16	23	29	21	24	28
Fraud	--	3	6	3	10	8	30	23	32	43	41	35	45
Embezzlement	--	--	1	1	4	13	19	12	8	7	8	9	3
Stolen Property	--	3	10	26	22	18	79	46	36	35	41	30	26
Vandalism	13	76	207	164	180	156	796	183	180	206	245	223	207
Weapons: Carrying, Possessing, Etc.	1	--	7	13	31	31	83	71	96	68	76	85	76
Prostitution and Comm. Vice	--	--	--	--	1	1	2	26	22	27	26	26	18
Sex Offenses	6	23	33	15	22	18	117	30	17	28	36	35	31
DRUGS, SALE OR MFG.													
<i>Opium, Cocaine, Derivatives</i>	--	--	3	4	4	4	15	9	29	30	25	25	30
<i>Marijuana</i>	--	--	18	24	25	21	88	30	31	30	22	27	19
<i>Synthetic Narcotics</i>	--	--	1	4	--	2	7	2	14	10	8	8	4
<i>Other Dangerous Non-narcotics</i>	1	--	3	2	7	1	14	16	11	14	20	12	13
DRUGS, POSSESSION													
<i>Opium, Cocaine, Derivatives</i>	--	--	7	7	16	20	50	50	54	78	92	116	123
<i>Marijuana</i>	3	35	154	178	286	354	1,010	692	630	562	519	440	422
<i>Synthetic Narcotics</i>	--	1	5	3	11	15	35	38	61	65	65	83	76
<i>Other Dangerous Non-narcotics</i>	--	1	4	10	22	21	58	51	59	87	87	78	89
All Gambling	--	--	--	--	--	--	--	--	--	--	--	--	--
Offenses Against Family/Children	--	--	23	39	3	4	69	18	9	16	9	16	20
Driving Under the Influence	--	--	1	5	39	85	130	326	411	512	765	778	785
Liquor Law Violations	1	6	89	144	253	366	859	610	687	680	104	104	80
Disorderly Conduct	9	36	120	119	125	130	539	193	189	205	346	368	355
Vagrancy	--	4	27	15	22	14	82	4	6	8	13	9	5
All Other, Except Traffic	8	46	225	236	349	411	1,275	888	1,084	1,214	1,493	1,641	1,688
Curfew/Loitering (Juveniles)	1	27	181	209	239	234	891	--	--	--	--	--	--
Runaways (Juveniles)	7	22	155	172	222	157	735	--	--	--	--	--	--
<b>PART II SUBTOTAL</b>	<b>73</b>	<b>451</b>	<b>1,696</b>	<b>1,705</b>	<b>2,195</b>	<b>2,397</b>	<b>8,517</b>	<b>3,716</b>	<b>4,095</b>	<b>4,337</b>	<b>4,535</b>	<b>4,723</b>	<b>4,723</b>
<b>TOTAL</b>	<b>101</b>	<b>653</b>	<b>2,375</b>	<b>2,405</b>	<b>3,166</b>	<b>3,327</b>	<b>12,027</b>	<b>5,051</b>	<b>5,269</b>	<b>5,392</b>	<b>5,609</b>	<b>5,814</b>	<b>5,873</b>

\*Complete data was not provided by the Paradise Valley Police Department.

MARICOPA COUNTY (Cont.)

Offense Classification	24	25-29	30-34	35-39	40-44	45-49	50-54	55-59	60-64	65+	Total Over 18	Total All Ages
<b>PART I</b>												
Murder/Non-negligent Manslaughter	3	14	16	19	9	7	6	1	1	1	100	106
Rape	3	20	20	17	15	14	3	8	5	3	140	165
Robbery	52	228	133	95	91	56	42	11	9	2	994	1,152
Aggravated Assault	185	806	635	465	391	329	240	126	85	71	3,856	4,141
Burglary	75	356	267	165	151	137	92	60	33	13	1,833	2,234
Larceny-Theft	800	3,446	2,743	1,880	2,137	1,831	1,319	1,024	712	455	18,497	20,903
Motor Vehicle Theft	38	184	139	104	93	61	44	14	4	7	870	1,055
Arson	2	12	6	7	4	4	3	3	2	--	59	103
Human Trafficking	--	--	--	--	--	--	--	--	--	--	--	--
<b>PART I SUBTOTAL</b>	<b>1,158</b>	<b>5,066</b>	<b>3,959</b>	<b>2,752</b>	<b>2,891</b>	<b>2,439</b>	<b>1,749</b>	<b>1,247</b>	<b>851</b>	<b>552</b>	<b>26,349</b>	<b>29,859</b>
<b>PART II</b>												
Manslaughter by Negligence	1	2	--	1	1	--	--	--	1	1	12	12
Other Assaults – Simple	536	2,375	2,047	1,551	1,513	1,184	861	598	323	274	12,677	14,203
Forgery and Counterfeiting	27	139	154	97	89	99	52	42	19	10	720	728
Fraud	47	241	226	174	180	129	92	59	33	29	1,202	1,232
Embezzlement	3	23	23	14	15	16	12	6	6	3	150	169
Stolen Property	27	145	121	76	87	60	38	22	15	5	732	811
Vandalism	209	932	690	493	462	403	277	164	103	67	4,653	5,449
Weapons: Carrying, Possessing, Etc.	78	350	284	181	138	104	73	46	13	16	1,698	1,781
Prostitution and Comm. Vice	30	87	71	74	78	72	43	36	23	20	573	575
Sex Offenses	17	102	74	104	84	62	46	34	35	45	753	870
DRUGS, SALE OR MFG.												
<i>Opium, Cocaine, Derivatives</i>	36	133	112	61	71	56	27	20	15	6	617	632
<i>Marijuana</i>	15	71	54	37	31	16	13	16	4	4	411	499
<i>Synthetic Narcotics</i>	12	38	40	25	27	36	15	13	4	6	241	248
<i>Other Dangerous Non-narcotics</i>	9	52	54	45	42	52	32	11	11	7	369	383
DRUGS, POSSESSION												
<i>Opium, Cocaine, Derivatives</i>	133	544	372	235	246	169	131	64	38	20	2,153	2,203
<i>Marijuana</i>	342	1,383	810	522	476	349	199	151	84	55	7,348	8,358
<i>Synthetic Narcotics</i>	95	402	356	276	275	237	182	109	47	29	2,104	2,139
<i>Other Dangerous Non-narcotics</i>	109	517	493	368	369	321	245	158	72	40	2,813	2,871
All Gambling	--	1	1	3	2	1	2	1	--	--	7	7
Offenses Against Family/Children	12	73	50	43	60	45	26	19	8	8	351	420
Driving Under the Influence	829	3,459	2,610	1,914	2,082	1,643	1,320	991	722	618	17,701	17,831
Liquor Law Violations	96	325	318	304	287	306	295	221	116	89	4,695	5,554
Disorderly Conduct	367	1,490	1,141	772	759	699	428	258	183	132	7,200	7,739
Vagrancy	13	50	32	19	23	28	26	26	8	6	272	354
All Other, Except Traffic	1,734	7,508	6,282	4,700	4,633	4,082	3,089	2,032	1,220	765	39,204	40,479
Curfew/Loitering (Juveniles)	--	--	--	--	--	--	--	--	--	--	--	891
Runaways (Juveniles)	--	--	--	--	--	--	--	--	--	--	--	735
<b>PART II SUBTOTAL</b>	<b>4,777</b>	<b>20,442</b>	<b>16,415</b>	<b>12,089</b>	<b>12,030</b>	<b>10,169</b>	<b>7,524</b>	<b>5,097</b>	<b>3,103</b>	<b>2,255</b>	<b>108,656</b>	<b>117,173</b>
<b>TOTAL</b>	<b>5,935</b>	<b>25,508</b>	<b>20,374</b>	<b>14,841</b>	<b>14,921</b>	<b>12,608</b>	<b>9,273</b>	<b>6,344</b>	<b>3,954</b>	<b>2,807</b>	<b>135,005</b>	<b>147,032</b>

\*Complete data was not provided by the Paradise Valley Police Department.

# MOHAVE COUNTY

## TOTAL ARRESTS BY AGE

Offense Classification	Under 10	10-12	13-14	15	16	17	Total Under 18	18	19	20	21	22	23
<b>PART I</b>													
Murder/Non-negligent Manslaughter	--	--	--	--	--	--	--	--	--	1	--	1	--
Rape	--	--	--	--	1	2	3	2	--	1	--	--	--
Robbery	--	--	--	--	--	--	--	1	--	1	2	2	4
Aggravated Assault	3	--	2	--	4	6	15	8	5	2	7	7	5
Burglary	2	2	8	9	9	5	35	7	7	4	6	9	11
Larceny-Theft	3	21	38	29	35	42	168	54	47	41	40	47	42
Motor Vehicle Theft	--	1	7	4	4	--	16	2	2	3	1	6	2
Arson	--	--	1	--	--	--	1	--	--	--	--	--	--
Human Trafficking	--	--	--	--	--	--	--	--	--	--	--	--	--
<b>PART I SUBTOTAL</b>	<b>8</b>	<b>24</b>	<b>56</b>	<b>42</b>	<b>53</b>	<b>55</b>	<b>238</b>	<b>74</b>	<b>61</b>	<b>53</b>	<b>56</b>	<b>72</b>	<b>64</b>
<b>PART II</b>													
Manslaughter by Negligence	--	--	--	--	--	--	--	--	--	--	--	--	--
Other Assaults – Simple	2	10	27	21	23	22	105	16	19	16	14	16	33
Forgery and Counterfeiting	--	--	--	--	--	--	--	--	1	1	2	1	1
Fraud	--	--	--	--	--	--	--	2	--	3	4	5	3
Embezzlement	--	--	--	--	--	--	--	--	--	--	--	--	--
Stolen Property	--	--	--	1	2	--	3	2	1	--	1	1	4
Vandalism	5	8	8	3	11	10	45	12	8	8	8	9	13
Weapons: Carrying, Possessing, Etc.	--	--	1	--	1	1	3	2	1	1	--	1	7
Prostitution and Comm. Vice	--	--	--	--	--	--	--	--	--	--	--	--	--
Sex Offenses	--	--	4	1	--	1	6	2	--	--	3	1	2
<b>DRUGS, SALE OR MFG.</b>													
<i>Opium, Cocaine, Derivatives</i>	--	--	--	--	--	1	1	1	2	1	2	1	2
<i>Marijuana</i>	--	--	--	--	--	--	--	--	1	--	1	--	--
<i>Synthetic Narcotics</i>	--	--	--	--	--	--	--	2	--	3	--	3	--
<i>Other Dangerous Non-narcotics</i>	--	--	--	--	1	--	1	--	--	--	--	--	--
<b>DRUGS, POSSESSION</b>													
<i>Opium, Cocaine, Derivatives</i>	--	--	1	1	1	--	3	3	2	7	4	4	8
<i>Marijuana</i>	--	2	13	15	15	27	72	38	40	36	20	22	11
<i>Synthetic Narcotics</i>	--	--	1	--	1	1	3	6	7	5	9	15	8
<i>Other Dangerous Non-narcotics</i>	--	1	3	2	2	9	17	15	18	9	12	20	19
All Gambling	--	--	--	--	--	--	--	--	--	--	--	--	--
Offenses Against Family/Children	--	4	9	8	5	10	36	8	17	18	17	11	13
Driving Under the Influence	--	--	--	--	--	--	--	4	4	6	8	8	15
Liquor Law Violations	--	--	16	19	32	29	96	40	63	50	3	3	6
Disorderly Conduct	1	4	20	9	8	7	49	4	7	8	20	19	17
Vagrancy	--	--	--	--	--	--	--	--	--	--	--	--	--
All Other, Except Traffic	1	7	37	33	27	33	138	65	111	119	151	178	162
Curfew/Loitering (Juveniles)	--	--	3	6	4	3	16	--	--	--	--	--	--
Runaways (Juveniles)	1	9	41	37	44	20	152	--	--	--	--	--	--
<b>PART II SUBTOTAL</b>	<b>10</b>	<b>45</b>	<b>184</b>	<b>156</b>	<b>177</b>	<b>174</b>	<b>746</b>	<b>120</b>	<b>302</b>	<b>291</b>	<b>279</b>	<b>318</b>	<b>324</b>
<b>TOTAL</b>	<b>18</b>	<b>69</b>	<b>240</b>	<b>198</b>	<b>230</b>	<b>229</b>	<b>984</b>	<b>294</b>	<b>363</b>	<b>344</b>	<b>335</b>	<b>390</b>	<b>388</b>

MOHAVE COUNTY (Cont.)

Offense Classification	24	25-29	30-34	35-39	40-44	45-49	50-54	55-59	60-64	65+	Total Over 18	Total All Ages
<b>PART I</b>												
Murder/Non-negligent Manslaughter	1	1	--	--	--	--	1	--	--	--	5	5
Rape	--	2	1	--	--	--	--	--	--	--	6	9
Robbery	--	3	5	1	--	4	2	1	--	1	26	26
Aggravated Assault	2	35	33	18	22	30	18	12	6	12	205	220
Burglary	5	28	10	17	6	11	16	3	3	4	139	174
Larceny-Theft	42	168	169	127	124	110	86	76	42	52	1,120	1,288
Motor Vehicle Theft	5	15	14	5	7	9	4	4	3	1	78	94
Arson	--	--	--	1	--	--	--	--	1	1	3	4
Human Trafficking	--	--	--	--	--	--	--	--	--	--	--	--
<b>PART I SUBTOTAL</b>	<b>55</b>	<b>252</b>	<b>232</b>	<b>169</b>	<b>159</b>	<b>164</b>	<b>127</b>	<b>96</b>	<b>55</b>	<b>71</b>	<b>1,582</b>	<b>1,820</b>
<b>PART II</b>												
Manslaughter by Negligence	--	2	--	--	--	--	--	--	--	--	2	2
Other Assaults – Simple	22	106	79	65	81	72	59	42	30	39	661	766
Forgery and Counterfeiting	2	10	15	7	6	5	8	1	2	--	51	51
Fraud	2	16	15	5	5	8	4	1	3	3	65	65
Embezzlement	--	1	--	--	--	--	1	--	--	--	2	2
Stolen Property	2	9	5	4	6	1	3	1	3	--	38	41
Vandalism	11	41	41	31	40	27	31	13	13	12	288	333
Weapons: Carrying, Possessing, Etc.	4	12	12	10	7	5	4	10	2	--	71	74
Prostitution and Comm. Vice	1	1	--	1	1	--	1	--	--	--	3	3
Sex Offenses	2	10	7	5	8	2	2	2	--	4	50	56
<b>DRUGS, SALE OR MFG.</b>												
<i>Opium, Cocaine, Derivatives</i>	--	2	2	1	--	--	--	4	--	1	19	20
<i>Marijuana</i>	--	4	6	8	3	--	3	1	1	1	26	26
<i>Synthetic Narcotics</i>	3	10	8	10	13	15	9	4	3	1	72	72
<i>Other Dangerous Non-narcotics</i>	--	--	1	1	1	2	1	--	--	2	7	8
<b>DRUGS, POSSESSION</b>												
<i>Opium, Cocaine, Derivatives</i>	6	10	15	7	4	5	5	1	1	3	77	80
<i>Marijuana</i>	21	66	42	32	32	29	20	17	10	7	424	496
<i>Synthetic Narcotics</i>	7	40	38	33	37	33	24	13	11	9	246	249
<i>Other Dangerous Non-narcotics</i>	24	83	76	33	48	46	25	17	6	7	398	415
All Gambling	--	--	--	--	--	--	--	--	--	--	--	--
Offenses Against Family/Children	12	71	73	53	71	52	41	31	14	14	468	504
Driving Under the Influence	21	70	53	56	47	29	59	35	38	37	449	449
Liquor Law Violations	2	11	19	11	11	14	16	15	4	7	302	398
Disorderly Conduct	14	69	49	44	55	46	40	30	31	30	442	491
Vagrancy	--	--	--	--	--	--	--	--	--	--	--	--
All Other, Except Traffic	193	856	711	556	568	556	459	341	239	198	4,803	4,941
Curfew/Loitering (Juveniles)	--	--	--	--	--	--	--	--	--	--	--	16
Runaways (Juveniles)	--	--	--	--	--	--	--	--	--	--	--	152
<b>PART II SUBTOTAL</b>	<b>349</b>	<b>1,500</b>	<b>1,267</b>	<b>973</b>	<b>1,044</b>	<b>947</b>	<b>815</b>	<b>579</b>	<b>411</b>	<b>375</b>	<b>8,964</b>	<b>9,710</b>
<b>TOTAL</b>	<b>404</b>	<b>1,752</b>	<b>1,499</b>	<b>1,142</b>	<b>1,203</b>	<b>1,111</b>	<b>942</b>	<b>675</b>	<b>466</b>	<b>446</b>	<b>10,546</b>	<b>11,440</b>

# NAVAJO COUNTY

## TOTAL ARRESTS BY AGE\*

Offense Classification	Under 10	10-12	13-14	15	16	17	Total Under 18	18	19	20	21	22	23
<b>PART I</b>													
Murder/Non-negligent Manslaughter	--	--	--	--	--	--	--	--	--	--	--	--	1
Rape	--	1	--	--	--	--	1	--	--	1	1	--	--
Robbery	--	--	--	--	--	--	--	--	1	--	1	--	--
Aggravated Assault	--	1	--	2	1	10	14	4	8	3	9	11	10
Burglary	--	1	2	1	5	1	10	1	3	1	1	1	3
Larceny-Theft	1	3	18	22	34	30	108	37	27	25	38	25	26
Motor Vehicle Theft	--	--	--	--	1	1	2	1	--	--	1	1	2
Arson	--	--	--	--	--	--	--	--	--	--	--	--	--
Human Trafficking	--	--	--	--	--	--	--	--	--	--	--	--	--
<b>PART I SUBTOTAL</b>	<b>1</b>	<b>6</b>	<b>20</b>	<b>25</b>	<b>41</b>	<b>42</b>	<b>135</b>	<b>43</b>	<b>39</b>	<b>30</b>	<b>51</b>	<b>38</b>	<b>42</b>
<b>PART II</b>													
Manslaughter by Negligence	--	--	--	--	--	--	--	--	--	--	--	--	--
Other Assaults – Simple	3	--	8	5	5	5	26	6	13	10	13	6	23
Forgery and Counterfeiting	--	--	--	--	--	--	--	--	--	--	--	--	--
Fraud	--	--	--	--	--	2	2	2	1	--	1	--	2
Embezzlement	--	--	--	--	--	--	--	--	--	--	--	--	--
Stolen Property	--	--	--	--	--	--	--	--	--	--	--	--	--
Vandalism	--	1	4	--	1	1	7	3	2	1	3	4	4
Weapons: Carrying, Possessing, Etc.	--	--	4	1	--	--	5	--	2	1	2	2	2
Prostitution and Comm. Vice	--	--	--	--	--	--	--	--	--	2	--	--	--
Sex Offenses	--	--	1	1	2	1	5	--	1	--	--	1	--
<b>DRUGS, SALE OR MFG.</b>													
<i>Opium, Cocaine, Derivatives</i>	--	--	--	--	--	--	--	--	--	--	--	--	1
<i>Marijuana</i>	--	--	--	--	2	1	3	--	3	4	1	1	3
<i>Synthetic Narcotics</i>	--	--	--	--	--	2	2	1	--	--	--	--	--
<i>Other Dangerous Non-narcotics</i>	--	--	--	1	--	--	1	--	--	--	4	1	1
<b>DRUGS, POSSESSION</b>													
<i>Opium, Cocaine, Derivatives</i>	--	--	--	--	--	1	1	--	--	1	--	1	--
<i>Marijuana</i>	--	4	8	9	12	10	43	25	9	15	12	12	11
<i>Synthetic Narcotics</i>	--	--	--	--	--	--	--	--	1	--	1	1	1
<i>Other Dangerous Non-narcotics</i>	--	3	1	--	4	4	12	3	1	1	1	3	4
All Gambling	--	--	--	--	--	--	--	--	--	--	--	--	--
Offenses Against Family/Children	--	--	--	--	2	--	2	1	--	2	--	1	2
Driving Under the Influence	--	--	--	2	3	10	15	8	15	5	10	11	25
Liquor Law Violations	--	--	2	8	31	29	70	23	24	20	1	6	4
Disorderly Conduct	--	1	6	4	4	4	19	8	3	9	9	5	9
Vagrancy	--	--	--	--	--	--	--	--	--	--	--	--	2
All Other, Except Traffic	--	11	18	28	27	29	113	16	27	30	43	42	45
Curfew/Loitering (Juveniles)	--	--	2	5	5	10	22	--	--	--	--	--	--
Runaways (Juveniles)	--	2	6	6	8	3	25	--	--	--	--	--	--
<b>PART II SUBTOTAL</b>	<b>3</b>	<b>22</b>	<b>60</b>	<b>70</b>	<b>106</b>	<b>112</b>	<b>373</b>	<b>96</b>	<b>102</b>	<b>101</b>	<b>101</b>	<b>96</b>	<b>139</b>
<b>TOTAL</b>	<b>4</b>	<b>28</b>	<b>80</b>	<b>95</b>	<b>147</b>	<b>154</b>	<b>508</b>	<b>139</b>	<b>141</b>	<b>131</b>	<b>152</b>	<b>134</b>	<b>181</b>

\*Complete data was not provided by the Winslow Police Department.

NAVAJO COUNTY (Cont.)

Offense Classification	24	25-29	30-34	35-39	40-44	45-49	50-54	55-59	60-64	65+	Total Over 18	Total All Ages
<b>PART I</b>												
Murder/Non-negligent Manslaughter	--	--	--	--	1	--	--	--	--	1	3	3
Rape	--	--	--	1	--	--	--	--	--	--	3	4
Robbery	--	2	--	--	--	--	--	--	--	--	4	4
Aggravated Assault	6	41	30	29	22	13	8	4	1	4	188	202
Burglary	3	20	6	4	8	5	5	2	--	1	58	68
Larceny-Theft	21	106	85	58	81	48	36	33	19	25	632	740
Motor Vehicle Theft	1	6	5	4	1	5	2	1	--	--	25	27
Arson	--	--	--	--	--	--	--	1	1	--	2	2
Human Trafficking	--	--	--	--	--	--	--	--	--	--	--	--
<b>PART I SUBTOTAL</b>	<b>31</b>	<b>175</b>	<b>126</b>	<b>96</b>	<b>113</b>	<b>71</b>	<b>51</b>	<b>41</b>	<b>21</b>	<b>31</b>	<b>915</b>	<b>1,050</b>
<b>PART II</b>												
Manslaughter by Negligence	--	--	--	--	--	--	--	--	--	--	--	--
Other Assaults – Simple	20	53	57	36	40	34	32	11	8	8	322	348
Forgery and Counterfeiting	--	2	--	2	1	--	--	1	1	--	7	7
Fraud	--	4	6	2	5	3	2	7	2	3	34	36
Embezzlement	--	--	--	--	--	--	--	1	--	--	1	1
Stolen Property	1	1	1	--	2	--	--	1	--	--	5	5
Vandalism	9	19	18	14	10	4	4	3	2	1	92	99
Weapons: Carrying, Possessing, Etc.	1	7	11	4	3	4	3	--	1	--	40	45
Prostitution and Comm. Vice	--	--	--	2	--	2	2	--	--	--	12	12
Sex Offenses	--	2	1	2	1	3	2	--	--	--	12	17
DRUGS, SALE OR MFG.												
<i>Opium, Cocaine, Derivatives</i>	--	--	--	--	1	--	--	--	--	--	2	2
<i>Marijuana</i>	--	12	1	2	5	2	1	--	1	2	38	41
<i>Synthetic Narcotics</i>	1	3	3	2	2	1	2	1	1	--	13	15
<i>Other Dangerous Non-narcotics</i>	1	6	3	5	5	3	6	9	2	3	46	47
DRUGS, POSSESSION												
<i>Opium, Cocaine, Derivatives</i>	--	--	1	2	--	--	1	--	--	--	4	5
<i>Marijuana</i>	7	42	36	18	16	20	12	10	5	2	241	284
<i>Synthetic Narcotics</i>	2	8	6	5	1	6	2	2	--	--	31	31
<i>Other Dangerous Non-narcotics</i>	4	16	7	7	12	6	8	4	3	2	73	85
All Gambling	--	--	--	--	--	--	--	--	--	--	--	--
Offenses Against Family/Children	5	3	8	7	5	7	5	1	--	3	44	46
Driving Under the Influence	15	66	57	52	41	49	43	35	34	18	442	457
Liquor Law Violations	8	32	22	17	29	29	23	15	8	7	269	339
Disorderly Conduct	16	54	34	32	40	26	25	13	11	7	271	290
Vagrancy	--	1	--	1	1	1	--	--	--	--	5	5
All Other, Except Traffic	58	234	200	163	144	139	123	82	58	33	1,323	1,436
Curfew/Loitering (Juveniles)	--	--	--	--	--	--	--	--	--	--	--	22
Runaways (Juveniles)	--	--	--	--	--	--	--	--	--	--	--	25
<b>PART II SUBTOTAL</b>	<b>148</b>	<b>565</b>	<b>472</b>	<b>377</b>	<b>364</b>	<b>341</b>	<b>296</b>	<b>196</b>	<b>137</b>	<b>89</b>	<b>3,327</b>	<b>3,700</b>
<b>TOTAL</b>	<b>179</b>	<b>740</b>	<b>598</b>	<b>473</b>	<b>477</b>	<b>412</b>	<b>347</b>	<b>237</b>	<b>158</b>	<b>120</b>	<b>4,242</b>	<b>4,750</b>

\*Complete data was not provided by the Winslow Police Department.

# PIMA COUNTY

## TOTAL ARRESTS BY AGE

Offense Classification	Under 10	10-12	13-14	15	16	17	Total Under 18	18	19	20	21	22	23
<b>PART I</b>													
Murder/Non-negligent Manslaughter	1	--	--	2	1	3	7	3	1	--	4	2	3
Rape	--	1	3	1	1	1	7	1	--	--	--	2	3
Robbery	--	--	7	5	8	10	30	26	20	7	14	15	29
Aggravated Assault	1	19	17	12	11	14	74	17	12	18	28	31	34
Burglary	3	17	40	28	36	30	154	33	38	56	24	35	45
Larceny-Theft	6	83	207	190	237	244	967	277	282	227	227	248	226
Motor Vehicle Theft	--	--	11	12	12	10	45	9	11	2	5	6	8
Arson	1	4	6	2	2	--	15	1	--	1	--	--	1
Human Trafficking	--	--	--	--	--	--	--	--	--	--	--	--	--
<b>PART I SUBTOTAL</b>	<b>12</b>	<b>124</b>	<b>291</b>	<b>252</b>	<b>308</b>	<b>312</b>	<b>1,299</b>	<b>367</b>	<b>364</b>	<b>311</b>	<b>302</b>	<b>339</b>	<b>349</b>
<b>PART II</b>													
Manslaughter by Negligence	--	--	--	--	--	--	--	--	1	--	--	--	--
Other Assaults – Simple	64	202	367	225	205	174	1,237	154	143	133	166	159	141
Forgery and Counterfeiting	--	--	--	--	--	1	1	1	2	4	3	1	2
Fraud	--	--	5	1	1	1	8	4	2	4	1	7	5
Embezzlement	--	--	--	--	--	--	--	--	--	1	2	--	--
Stolen Property	--	--	1	2	1	2	6	12	10	10	4	4	11
Vandalism	23	52	135	84	82	101	477	77	77	56	80	89	90
Weapons: Carrying, Possessing, Etc.	--	2	12	10	11	16	51	21	15	16	20	14	11
Prostitution and Comm. Vice	--	--	--	--	--	--	--	--	--	--	--	--	--
Sex Offenses	--	11	11	3	2	6	33	2	2	3	2	--	1
<b>DRUGS, SALE OR MFG.</b>													
<i>Opium, Cocaine, Derivatives</i>	--	--	--	--	1	--	1	5	3	7	4	6	7
<i>Marijuana</i>	--	1	3	2	3	5	14	5	1	1	9	1	5
<i>Synthetic Narcotics</i>	--	18	37	35	29	13	132	4	3	3	5	1	7
<i>Other Dangerous Non-narcotics</i>	--	--	2	2	2	2	8	1	1	--	1	1	1
<b>DRUGS, POSSESSION</b>													
<i>Opium, Cocaine, Derivatives</i>	--	--	--	--	3	5	8	10	5	9	11	7	14
<i>Marijuana</i>	1	28	121	98	120	187	555	245	233	164	177	157	132
<i>Synthetic Narcotics</i>	--	1	2	3	4	11	21	26	31	29	41	46	60
<i>Other Dangerous Non-narcotics</i>	1	6	17	14	12	23	73	24	23	17	11	12	18
All Gambling	--	--	--	--	--	--	--	--	--	--	--	--	--
Offenses Against Family/Children	--	1	1	1	--	1	4	--	1	--	--	5	4
Driving Under the Influence	--	--	--	1	3	22	26	39	57	77	128	226	140
Liquor Law Violations	--	6	37	64	109	126	342	198	245	164	35	31	22
Disorderly Conduct	13	58	111	86	85	70	423	53	62	51	94	66	64
Vagrancy	--	--	1	--	2	--	3	--	--	--	--	--	--
All Other, Except Traffic	15	43	185	115	152	167	677	200	311	364	413	510	539
Curfew/Loitering (Juveniles)	3	17	52	46	41	40	199	--	--	--	--	--	--
Runaways (Juveniles)	26	87	420	348	314	330	1,525	--	--	--	--	--	--
<b>PART II SUBTOTAL</b>	<b>146</b>	<b>533</b>	<b>1,520</b>	<b>1,140</b>	<b>1,182</b>	<b>1,303</b>	<b>5,824</b>	<b>1,081</b>	<b>1,226</b>	<b>1,113</b>	<b>1,207</b>	<b>1,254</b>	<b>1,274</b>
<b>TOTAL</b>	<b>158</b>	<b>657</b>	<b>1,811</b>	<b>1,392</b>	<b>1,490</b>	<b>1,615</b>	<b>7,123</b>	<b>1,448</b>	<b>1,590</b>	<b>1,424</b>	<b>1,509</b>	<b>1,593</b>	<b>1,623</b>

PIMA COUNTY (Cont.)

Offense Classification	24	25-29	30-34	35-39	40-44	45-49	50-54	55-59	60-64	65+	Total Over 18	Total All Ages
<b>PART I</b>												
Murder/non-negligent Manslaughter	--	7	6	2	7	2	5	1	3	--	45	52
Rape	3	3	8	1	4	1	2	2	1	1	31	38
Robbery	26	86	62	25	20	15	9	7	--	1	345	375
Aggravated Assault	30	127	99	75	69	51	42	32	17	13	645	719
Burglary	33	95	92	43	43	32	31	15	10	6	601	755
Larceny-Theft	276	1,155	850	649	734	636	492	302	197	154	6,164	7,131
Motor Vehicle Theft	6	25	35	17	14	14	5	2	3	1	158	203
Arson	1	1	3	2	--	3	2	2	--	2	17	32
Human Trafficking	--	--	--	--	--	--	--	--	--	--	--	--
<b>PART I SUBTOTAL</b>	<b>375</b>	<b>1,499</b>	<b>1,155</b>	<b>814</b>	<b>891</b>	<b>754</b>	<b>588</b>	<b>363</b>	<b>231</b>	<b>178</b>	<b>8,006</b>	<b>9,305</b>
<b>PART II</b>												
Manslaughter by Negligence	--	--	--	--	--	--	--	--	--	--	1	1
Other Assaults – Simple	192	724	573	498	518	413	355	230	155	144	4,376	5,613
Forgery and Counterfeiting	6	14	10	9	5	6	5	1	1	--	58	59
Fraud	4	19	23	25	25	18	27	13	14	6	164	172
Embezzlement	--	--	--	--	--	--	--	--	--	--	3	3
Stolen Property	10	33	31	18	19	12	8	5	3	--	170	176
Vandalism	73	337	255	195	193	138	109	86	71	40	1,813	2,290
Weapons: Carrying, Possessing, Etc.	18	82	59	30	39	22	13	5	5	1	347	398
Prostitution and Comm. Vice	--	--	--	--	--	--	--	--	--	--	--	--
Sex Offenses	3	15	9	8	6	8	6	8	8	6	85	118
DRUGS, SALE OR MFG.												
<i>Opium, Cocaine, Derivatives</i>	4	26	12	19	10	4	6	2	7	1	114	115
<i>Marijuana</i>	4	21	7	7	6	6	4	--	1	1	72	86
<i>Synthetic Narcotics</i>	11	27	16	17	17	7	17	11	3	--	153	285
<i>Other Dangerous Non-narcotics</i>	--	2	1	2	2	--	1	2	--	--	14	22
DRUGS, POSSESSION												
<i>Opium, Cocaine, Derivatives</i>	9	45	30	28	23	8	13	7	7	5	208	216
<i>Marijuana</i>	133	461	290	191	192	136	105	67	55	19	2,658	3,213
<i>Synthetic Narcotics</i>	56	266	223	167	173	159	110	60	34	21	1,286	1,307
<i>Other Dangerous Non-narcotics</i>	14	61	44	28	27	26	17	12	6	2	311	284
All Gambling	--	--	--	--	--	--	--	--	--	--	--	--
Offenses Against Family/Children	6	24	19	18	18	11	9	7	4	1	100	104
Driving Under the Influence	129	520	393	282	286	250	208	155	114	100	2,703	2,729
Liquor Law Violations	33	121	155	128	152	196	146	141	122	77	1,998	2,340
Disorderly Conduct	78	378	276	240	256	221	205	159	113	105	2,277	2,700
Vagrancy	--	--	--	--	--	--	--	--	--	--	--	4
All Other, Except Traffic	477	2,438	1,842	1,351	1,396	1,329	1,092	672	462	392	12,351	13,028
Curfew/Loitering (Juveniles)	--	--	--	--	--	--	--	--	--	--	--	199
Runaways (Juveniles)	--	--	--	--	--	--	--	--	--	--	--	1,525
<b>PART II SUBTOTAL</b>	<b>1,260</b>	<b>5,614</b>	<b>4,268</b>	<b>3,261</b>	<b>3,362</b>	<b>2,970</b>	<b>2,456</b>	<b>1,643</b>	<b>1,185</b>	<b>921</b>	<b>31,262</b>	<b>37,086</b>
<b>TOTAL</b>	<b>1,635</b>	<b>7,113</b>	<b>5,423</b>	<b>4,075</b>	<b>4,253</b>	<b>3,724</b>	<b>3,044</b>	<b>2,006</b>	<b>1,416</b>	<b>1,099</b>	<b>39,268</b>	<b>46,391</b>



# PINAL COUNTY

## TOTAL ARRESTS BY AGE\*

Offense Classification	Under 10	10-12	13-14	15	16	17	Total Under 18	18	19	20	21	22	23
<b>PART I</b>													
Murder/Non-negligent Manslaughter	--	--	--	--	--	--	--	--	--	--	1	--	--
Rape	--	1	2	3	2	--	8	2	1	1	2	1	1
Robbery	--	--	1	--	4	2	7	6	4	1	6	2	1
Aggravated Assault	2	5	9	10	11	14	51	14	16	17	15	13	14
Burglary	1	2	16	12	11	14	56	21	5	12	10	9	9
Larceny-Theft	4	15	50	64	66	83	282	97	68	58	66	44	54
Motor Vehicle Theft	--	--	3	6	8	5	22	9	6	6	3	6	1
Arson	4	3	2	--	1	--	10	--	--	--	--	--	--
Human Trafficking	--	--	--	--	--	--	--	--	--	--	--	1	1
<b>PART I SUBTOTAL</b>	<b>11</b>	<b>26</b>	<b>83</b>	<b>95</b>	<b>103</b>	<b>118</b>	<b>436</b>	<b>149</b>	<b>100</b>	<b>95</b>	<b>103</b>	<b>76</b>	<b>81</b>
<b>PART II</b>													
Manslaughter by Negligence	--	--	--	--	--	--	--	--	--	--	--	--	--
Other Assaults – Simple	2	20	63	43	35	39	202	29	28	32	31	39	40
Forgery and Counterfeiting	--	--	--	--	--	--	--	1	--	1	1	--	3
Fraud	--	--	1	1	2	2	6	3	3	3	1	9	1
Embezzlement	--	--	--	--	--	--	--	--	--	--	--	--	--
Stolen Property	--	--	--	2	1	3	6	--	2	1	2	3	1
Vandalism	4	7	29	26	27	14	107	16	6	9	7	6	11
Weapons: Carrying, Possessing, Etc.	--	--	2	1	2	1	6	4	2	3	3	4	6
Prostitution and Comm. Vice	1	1	1	--	--	--	3	--	1	2	--	--	--
Sex Offenses	1	6	9	4	3	3	26	4	5	2	1	--	1
<b>DRUGS, SALE OR MFG.</b>													
<i>Opium, Cocaine, Derivatives</i>	--	--	--	--	1	--	1	2	2	--	--	4	--
<i>Marijuana</i>	--	--	5	--	1	4	10	8	10	9	12	11	17
<i>Synthetic Narcotics</i>	--	--	--	--	1	1	2	--	1	--	--	--	--
<i>Other Dangerous Non-narcotics</i>	--	--	--	1	1	1	3	1	--	1	3	1	1
<b>DRUGS, POSSESSION</b>													
<i>Opium, Cocaine, Derivatives</i>	--	--	--	--	--	1	1	--	4	5	3	4	11
<i>Marijuana</i>	--	7	40	35	35	46	163	43	34	27	24	27	24
<i>Synthetic Narcotics</i>	--	--	1	1	4	--	6	2	3	3	2	1	3
<i>Other Dangerous Non-narcotics</i>	--	--	10	21	14	12	57	13	2	7	9	2	9
All Gambling	--	--	--	--	--	--	--	--	--	--	--	--	--
Offenses Against Family/Children	--	7	18	13	14	17	69	16	14	16	23	32	30
Driving Under the Influence	--	--	--	--	1	3	4	10	12	17	10	9	20
Liquor Law Violations	--	--	16	22	27	42	107	47	48	33	23	8	7
Disorderly Conduct	1	10	50	32	31	34	158	28	28	24	29	18	25
Vagrancy	--	--	--	--	--	--	--	--	--	--	--	--	--
All Other, Except Traffic	1	14	48	45	72	65	245	82	86	123	132	117	148
Curfew/Loitering (Juveniles)	--	2	8	7	8	10	35	--	--	--	--	--	--
Runaways (Juveniles)	1	1	22	18	22	15	79	--	--	--	--	--	--
<b>PART II SUBTOTAL</b>	<b>11</b>	<b>75</b>	<b>323</b>	<b>272</b>	<b>302</b>	<b>313</b>	<b>1,296</b>	<b>309</b>	<b>291</b>	<b>318</b>	<b>319</b>	<b>295</b>	<b>358</b>
<b>TOTAL</b>	<b>22</b>	<b>101</b>	<b>406</b>	<b>367</b>	<b>405</b>	<b>431</b>	<b>1,732</b>	<b>458</b>	<b>391</b>	<b>413</b>	<b>422</b>	<b>371</b>	<b>439</b>

\*Complete data was not provided by the Kearny and Superior Police Departments.

PINAL COUNTY (Cont.)

Offense Classification	24	25-29	30-34	35-39	40-44	45-49	50-54	55-59	60-64	65+	Total Over 18	Total All Ages
<b>PART I</b>												
Murder/Non-negligent Manslaughter	1	1	2	3	2	--	--	--	1	2	12	12
Rape	1	2	1	1	4	1	--	3	2	--	23	31
Robbery	5	6	10	6	5	4	2	2	--	--	56	63
Aggravated Assault	18	71	52	40	36	42	25	17	12	12	393	444
Burglary	7	27	23	22	16	14	7	2	3	4	183	239
Larceny-Theft	50	220	201	147	149	150	103	81	49	27	1,369	1,651
Motor Vehicle Theft	4	16	9	10	8	5	1	2	2	--	86	108
Arson	1	--	1	1	--	2	1	2	--	--	8	18
Human Trafficking	--	--	--	--	--	--	--	--	--	--	2	2
<b>PART I SUBTOTAL</b>	<b>87</b>	<b>343</b>	<b>299</b>	<b>230</b>	<b>220</b>	<b>218</b>	<b>139</b>	<b>109</b>	<b>69</b>	<b>45</b>	<b>2,132</b>	<b>2,568</b>
<b>PART II</b>												
Manslaughter by Negligence	--	2	--	2	--	--	1	--	--	--	4	4
Other Assaults – Simple	43	179	156	123	126	100	68	54	41	30	1,028	1,230
Forgery and Counterfeiting	--	9	8	5	2	7	4	3	3	--	38	38
Fraud	7	26	31	13	10	13	14	6	1	4	123	129
Embezzlement	--	--	--	--	--	--	--	--	--	--	--	--
Stolen Property	1	1	4	2	1	2	1	2	--	--	20	26
Vandalism	10	52	34	22	30	20	12	7	8	2	240	347
Weapons: Carrying, Possessing, Etc.	4	16	18	5	12	8	2	3	1	1	89	95
Prostitution and Comm. Vice	--	2	1	1	--	--	--	--	--	--	8	11
Sex Offenses	--	9	10	10	10	3	2	--	4	2	67	93
<b>DRUGS, SALE OR MFG.</b>												
<i>Opium, Cocaine, Derivatives</i>	1	4	3	5	1	1	2	--	1	--	25	26
<i>Marijuana</i>	16	46	34	12	23	10	7	7	2	--	205	215
<i>Synthetic Narcotics</i>	--	--	--	3	1	--	3	1	3	--	12	14
<i>Other Dangerous Non-narcotics</i>	1	4	5	3	2	2	3	2	--	1	27	30
<b>DRUGS, POSSESSION</b>												
<i>Opium, Cocaine, Derivatives</i>	6	28	19	9	11	10	5	6	1	2	106	107
<i>Marijuana</i>	19	68	46	24	37	18	8	11	3	3	414	577
<i>Synthetic Narcotics</i>	6	14	12	18	10	12	14	9	1	2	95	101
<i>Other Dangerous Non-narcotics</i>	11	45	27	31	23	17	20	17	5	5	229	286
All Gambling	--	--	--	1	--	--	--	--	--	--	1	1
Offenses Against Family/Children	20	127	88	94	66	65	59	29	23	13	640	709
Driving Under the Influence	19	81	85	73	62	50	52	35	27	19	529	533
Liquor Law Violations	8	31	35	31	23	31	29	19	10	3	377	484
Disorderly Conduct	19	120	98	103	85	68	76	41	31	25	733	891
Vagrancy	--	--	--	--	--	--	--	--	--	--	--	--
All Other, Except Traffic	162	709	611	460	425	378	286	187	117	86	3,610	3,855
Curfew/Loitering (Juveniles)	--	--	--	--	--	--	--	--	--	--	--	35
Runaways (Juveniles)	--	--	--	--	--	--	--	--	--	--	--	79
<b>PART II SUBTOTAL</b>	<b>353</b>	<b>1,573</b>	<b>1,325</b>	<b>1,050</b>	<b>960</b>	<b>815</b>	<b>655</b>	<b>439</b>	<b>282</b>	<b>198</b>	<b>8,620</b>	<b>9,916</b>
<b>TOTAL</b>	<b>440</b>	<b>1,916</b>	<b>1,624</b>	<b>1,280</b>	<b>1,180</b>	<b>1,033</b>	<b>794</b>	<b>548</b>	<b>351</b>	<b>243</b>	<b>10,752</b>	<b>12,484</b>

\*Complete data was not provided by the Kearny and Superior Police Departments.

# SANTA CRUZ COUNTY

## TOTAL ARRESTS BY AGE

Offense Classification	Under 10	10-12	13-14	15	16	17	Total Under 18	18	19	20	21	22	23
<b>PART I</b>													
Murder/Non-negligent Manslaughter	--	--	--	--	--	--	--	--	--	--	--	--	--
Rape	--	--	--	--	--	--	--	--	--	--	--	--	--
Robbery	--	--	--	1	--	--	1	--	--	--	--	--	--
Aggravated Assault	3	1	--	2	--	4	10	3	2	1	2	1	2
Burglary	--	--	--	1	--	1	2	1	1	--	--	--	--
Larceny-Theft	--	1	6	10	14	13	44	15	12	8	7	10	9
Motor Vehicle Theft	--	--	--	--	--	--	--	--	2	--	--	--	--
Arson	--	--	--	--	--	--	--	--	--	--	--	--	--
Human Trafficking	--	--	--	--	--	--	--	--	--	--	--	--	--
<b>PART I SUBTOTAL</b>	<b>3</b>	<b>2</b>	<b>6</b>	<b>14</b>	<b>14</b>	<b>18</b>	<b>57</b>	<b>19</b>	<b>17</b>	<b>9</b>	<b>9</b>	<b>11</b>	<b>11</b>
<b>PART II</b>													
Manslaughter by Negligence	--	--	--	--	--	--	--	--	--	--	--	--	--
Other Assaults – Simple	2	1	12	2	7	6	30	3	3	1	4	1	--
Forgery and Counterfeiting	--	--	--	--	--	--	--	--	--	--	--	--	--
Fraud	--	--	--	--	--	--	--	--	1	--	--	--	--
Embezzlement	--	--	--	--	--	--	--	--	--	--	--	--	--
Stolen Property	--	--	--	--	--	9	9	--	--	--	--	--	--
Vandalism	3	1	--	1	--	1	6	--	2	--	--	1	--
Weapons: Carrying, Possessing, Etc.	--	--	1	--	--	--	1	1	--	1	--	--	--
Prostitution and Comm. Vice	--	--	--	--	--	--	--	--	--	--	--	--	--
Sex Offenses	--	--	--	--	1	--	1	1	--	--	--	--	--
<b>DRUGS, SALE OR MFG.</b>													
<i>Opium, Cocaine, Derivatives</i>	--	--	--	--	--	--	--	--	--	--	--	--	--
<i>Marijuana</i>	--	--	--	--	--	--	--	1	1	--	1	1	1
<i>Synthetic Narcotics</i>	--	--	--	--	--	--	--	--	--	--	--	--	--
<i>Other Dangerous Non-narcotics</i>	--	--	--	--	--	--	--	--	--	--	--	--	--
<b>DRUGS, POSSESSION</b>													
<i>Opium, Cocaine, Derivatives</i>	--	--	--	--	1	1	2	--	--	1	1	--	2
<i>Marijuana</i>	--	--	4	7	9	11	31	14	10	8	6	5	12
<i>Synthetic Narcotics</i>	--	--	--	--	--	--	--	--	--	--	--	--	--
<i>Other Dangerous Non-narcotics</i>	--	--	1	2	3	3	9	--	--	--	--	--	2
All Gambling	--	--	--	--	--	--	--	--	--	--	--	--	--
Offenses Against Family/Children	--	--	--	--	--	--	--	--	1	1	--	1	1
Driving Under the Influence	--	--	--	--	1	--	1	2	2	--	2	5	3
Liquor Law Violations	--	--	--	4	2	5	11	2	2	1	1	--	--
Disorderly Conduct	2	3	12	9	6	8	40	5	6	7	7	7	8
Vagrancy	--	--	--	--	--	--	--	--	--	--	--	--	--
All Other, Except Traffic	2	2	18	13	19	28	82	19	22	30	23	26	35
Curfew/Loitering (Juveniles)	--	--	--	--	--	--	--	--	--	--	--	--	--
Runaways (Juveniles)	--	--	8	3	5	5	21	--	--	--	--	--	--
<b>PART II SUBTOTAL</b>	<b>9</b>	<b>7</b>	<b>56</b>	<b>41</b>	<b>54</b>	<b>77</b>	<b>244</b>	<b>48</b>	<b>50</b>	<b>50</b>	<b>45</b>	<b>47</b>	<b>64</b>
<b>TOTAL</b>	<b>12</b>	<b>9</b>	<b>62</b>	<b>55</b>	<b>68</b>	<b>95</b>	<b>301</b>	<b>67</b>	<b>67</b>	<b>59</b>	<b>54</b>	<b>58</b>	<b>75</b>

SANTA CRUZ COUNTY (Cont.)

Offense Classification	24	25-29	30-34	35-39	40-44	45-49	50-54	55-59	60-64	65+	Total Over 18	Total All Ages
<b>PART I</b>												
Murder/Non-negligent Manslaughter	--	--	--	--	--	--	--	--	--	--	--	--
Rape	--	--	--	--	--	--	--	--	--	--	--	--
Robbery	--	--	--	1	--	--	--	--	--	--	1	2
Aggravated Assault	1	6	3	2	3	1	1	2	1	1	32	42
Burglary	--	1	--	--	--	--	1	--	--	--	4	6
Larceny-Theft	7	44	36	19	25	26	17	10	7	6	226	270
Motor Vehicle Theft	--	--	--	--	1	--	--	--	--	--	3	3
Arson	--	--	--	--	--	--	--	--	--	--	--	--
Human Trafficking	--	--	--	--	--	--	--	--	--	--	--	--
<b>PART I SUBTOTAL</b>	<b>8</b>	<b>51</b>	<b>39</b>	<b>22</b>	<b>29</b>	<b>27</b>	<b>19</b>	<b>12</b>	<b>8</b>	<b>7</b>	<b>266</b>	<b>323</b>
<b>PART II</b>												
Manslaughter by Negligence	--	--	--	--	--	--	--	--	--	--	--	--
Other Assaults – Simple	5	10	8	12	5	5	9	3	1	2	69	99
Forgery and Counterfeiting	--	--	--	--	--	--	--	--	--	--	--	--
Fraud	1	2	2	1	3	--	--	2	--	--	11	11
Embezzlement	--	--	--	--	--	--	--	--	--	--	--	--
Stolen Property	--	--	--	--	--	--	--	--	--	--	--	9
Vandalism	--	--	3	2	--	--	1	--	--	1	11	17
Weapons: Carrying, Possessing, Etc.	--	1	--	--	--	--	1	--	--	--	4	5
Prostitution and Comm. Vice	--	--	--	--	--	--	--	--	--	--	--	--
Sex Offenses	--	--	--	--	--	1	--	1	--	1	4	5
DRUGS, SALE OR MFG.												
<i>Opium, Cocaine, Derivatives</i>	1	--	--	--	--	--	--	--	--	--	--	--
<i>Marijuana</i>	9	1	--	--	--	--	--	--	--	--	6	6
<i>Synthetic Narcotics</i>	--	--	--	--	--	--	--	--	--	--	--	--
<i>Other Dangerous Non-narcotics</i>	--	--	--	--	--	--	--	--	--	--	--	--
DRUGS, POSSESSION												
<i>Opium, Cocaine, Derivatives</i>	--	--	3	2	1	1	1	--	--	--	12	14
<i>Marijuana</i>	--	17	10	10	10	5	4	1	--	8	127	158
<i>Synthetic Narcotics</i>	--	--	--	--	--	--	--	--	--	--	--	--
<i>Other Dangerous Non-narcotics</i>	--	3	8	--	1	4	--	--	--	3	21	30
All Gambling	--	--	--	--	--	--	--	--	--	--	--	--
Offenses Against Family/Children	1	--	2	3	--	--	--	--	1	--	11	11
Driving Under the Influence	5	14	6	3	7	4	10	7	4	8	78	79
Liquor Law Violations	--	2	1	1	3	--	1	1	--	--	20	31
Disorderly Conduct	7	25	15	17	18	19	13	11	6	7	172	212
Vagrancy	--	--	--	--	--	--	--	--	--	--	--	--
All Other, Except Traffic	41	121	91	65	66	78	46	34	17	24	671	753
Curfew/Loitering (Juveniles)	--	--	--	--	--	--	--	--	--	--	--	--
Runaways (Juveniles)	--	--	--	--	--	--	--	--	--	--	--	21
<b>PART II SUBTOTAL</b>	<b>70</b>	<b>196</b>	<b>149</b>	<b>116</b>	<b>114</b>	<b>117</b>	<b>86</b>	<b>60</b>	<b>29</b>	<b>54</b>	<b>1,217</b>	<b>1,461</b>
<b>TOTAL</b>	<b>78</b>	<b>247</b>	<b>188</b>	<b>138</b>	<b>143</b>	<b>144</b>	<b>105</b>	<b>72</b>	<b>37</b>	<b>61</b>	<b>1,483</b>	<b>1,784</b>

# YAVAPAI COUNTY

## TOTAL ARRESTS BY AGE\*

Offense Classification	Under 10	10-12	13-14	15	16	17	Total Under 18	18	19	20	21	22	23
<b>PART I</b>													
Murder/Non-negligent Manslaughter	--	--	--	--	--	--	--	--	--	--	1	--	--
Rape	--	--	--	--	--	1	1	1	--	--	--	--	--
Robbery	--	--	--	--	--	5	5	--	2	2	--	1	--
Aggravated Assault	--	4	6	5	3	5	23	6	8	4	3	8	2
Burglary	2	6	3	3	7	2	23	9	2	4	4	2	4
Larceny-Theft	5	11	34	54	45	54	203	64	26	32	40	31	28
Motor Vehicle Theft	--	--	4	3	5	2	14	2	2	--	6	2	1
Arson	--	4	--	--	1	--	5	--	--	--	--	1	--
Human Trafficking	--	--	--	--	--	--	--	--	--	--	--	--	--
<b>PART I SUBTOTAL</b>	<b>7</b>	<b>25</b>	<b>47</b>	<b>65</b>	<b>61</b>	<b>69</b>	<b>274</b>	<b>82</b>	<b>40</b>	<b>42</b>	<b>54</b>	<b>45</b>	<b>35</b>
<b>PART II</b>													
Manslaughter by Negligence	--	--	--	--	--	--	--	--	--	--	--	--	--
Other Assaults – Simple	2	14	39	30	29	20	135	17	17	14	21	14	26
Forgery and Counterfeiting	--	--	--	--	--	--	--	1	--	--	2	1	1
Fraud	--	--	--	1	5	4	10	--	1	--	2	5	1
Embezzlement	--	--	--	--	--	--	--	--	--	--	--	--	--
Stolen Property	--	--	--	2	1	--	3	1	--	--	--	--	1
Vandalism	3	11	19	17	14	20	84	14	15	18	8	13	9
Weapons: Carrying, Possessing, Etc.	2	2	--	--	1	--	5	--	2	2	5	4	1
Prostitution and Comm. Vice	--	--	--	--	--	--	--	1	1	--	--	3	--
Sex Offenses	1	1	2	2	7	4	17	1	3	3	--	--	1
<b>DRUGS, SALE OR MFG.</b>													
<i>Opium, Cocaine, Derivatives</i>	--	--	--	--	1	1	2	--	2	1	1	--	1
<i>Marijuana</i>	--	--	1	--	1	1	3	2	2	3	3	4	--
<i>Synthetic Narcotics</i>	--	--	--	--	--	--	--	--	--	--	1	1	2
<i>Other Dangerous Non-narcotics</i>	--	--	1	--	--	1	2	1	--	3	5	2	--
<b>DRUGS, POSSESSION</b>													
Opium, Cocaine, Derivatives	--	--	--	--	1	--	1	3	3	3	3	12	4
<i>Marijuana</i>	--	5	27	22	57	69	180	74	50	49	46	44	33
<i>Synthetic Narcotics</i>	--	--	1	1	4	4	10	3	6	8	9	9	6
<i>Other Dangerous Non-narcotics</i>	--	--	--	1	2	3	6	2	1	3	3	3	6
All Gambling	--	--	--	--	--	--	--	--	60	--	--	--	--
Offenses Against Family/Children	--	1	1	1	2	--	5	--	--	--	1	1	--
Driving Under the Influence	--	--	--	--	--	2	2	4	10	8	15	11	14
Liquor Law Violations	--	--	9	27	33	38	107	25	31	22	4	3	2
Disorderly Conduct	14	21	38	23	31	23	150	6	9	11	10	16	7
Vagrancy	--	--	--	--	--	--	--	--	--	--	--	--	--
All Other, Except Traffic	3	6	36	23	37	37	142	36	74	75	96	103	82
Curfew/Loitering (Juveniles)	--	--	15	7	8	13	43	--	--	--	--	--	--
Runaways (Juveniles)	--	7	38	34	57	36	172	--	--	--	--	--	--
<b>PART II SUBTOTAL</b>	<b>25</b>	<b>69</b>	<b>227</b>	<b>191</b>	<b>291</b>	<b>276</b>	<b>1,079</b>	<b>191</b>	<b>227</b>	<b>223</b>	<b>235</b>	<b>249</b>	<b>197</b>
<b>TOTAL</b>	<b>32</b>	<b>94</b>	<b>274</b>	<b>256</b>	<b>352</b>	<b>345</b>	<b>1,353</b>	<b>273</b>	<b>267</b>	<b>265</b>	<b>289</b>	<b>294</b>	<b>232</b>

\*Complete data was not provided by the Sedona Police Department and the Yavapai County Sheriff's Office.

YAVAPAI COUNTY (Cont.)

Offense Classification	24	25-29	30-34	35-39	40-44	45-49	50-54	55-59	60-64	65+	Total Over 18	Total All Ages
<b>PART I</b>												
Murder/Non-negligent Manslaughter	--	2	--	--	1	1	4	1	--	--	10	10
Rape	--	--	2	1	--	--	1	--	--	--	5	6
Robbery	--	2	2	--	--	1	--	1	--	--	10	15
Aggravated Assault	7	45	30	25	26	26	16	14	8	7	221	244
Burglary	1	15	10	9	4	8	2	2	2	2	79	102
Larceny-Theft	38	147	119	68	95	74	50	38	33	40	827	1,030
Motor Vehicle Theft	1	14	1	4	4	--	4	1	2	--	40	54
Arson	1	1	--	--	1	1	1	1	--	--	6	11
Human Trafficking	--	--	--	--	--	--	--	--	--	--	--	--
<b>PART I SUBTOTAL</b>	<b>48</b>	<b>226</b>	<b>154</b>	<b>107</b>	<b>131</b>	<b>111</b>	<b>78</b>	<b>58</b>	<b>45</b>	<b>49</b>	<b>1,198</b>	<b>1,472</b>
<b>PART II</b>												
Manslaughter by Negligence	--	--	--	--	--	--	--	--	--	--	--	--
Other Assaults – Simple	31	126	116	79	80	86	63	56	42	32	755	890
Forgery and Counterfeiting	1	13	1	2	2	3	--	1	4	1	32	32
Fraud	3	20	9	12	12	1	4	2	5	5	74	84
Embezzlement	--	--	--	--	--	1	--	--	--	1	2	2
Stolen Property	--	1	2	--	--	--	1	--	--	--	6	9
Vandalism	9	56	50	33	47	22	24	19	21	23	360	444
Weapons: Carrying, Possessing, Etc.	3	13	8	3	4	4	4	1	3	5	60	65
Prostitution and Comm. Vice	--	1	1	2	6	2	1	1	--	--	15	15
Sex Offenses	1	9	9	7	4	4	3	2	3	3	57	74
DRUGS, SALE OR MFG.												
<i>Opium, Cocaine, Derivatives</i>	2	4	1	2	3	--	--	1	--	--	17	19
<i>Marijuana</i>	2	10	5	--	1	1	1	--	--	1	35	38
<i>Synthetic Narcotics</i>	--	--	1	2	--	2	2	1	--	--	12	12
<i>Other Dangerous Non-narcotics</i>	2	6	4	8	6	1	6	3	1	--	43	45
DRUGS, POSSESSION												
<i>Opium, Cocaine, Derivatives</i>	5	21	15	5	7	5	3	1	3	1	82	83
<i>Marijuana</i>	36	129	73	44	50	34	30	20	21	10	729	909
<i>Synthetic Narcotics</i>	20	45	24	29	32	21	14	16	15	9	234	244
<i>Other Dangerous Non-narcotics</i>	5	14	18	11	14	16	7	3	1	5	97	103
All Gambling	--	--	--	--	--	--	--	--	--	--	--	--
Offenses Against Family/Children	2	5	5	2	3	4	--	3	--	1	23	28
Driving Under the Influence	14	78	72	60	51	75	48	51	34	41	533	535
Liquor Law Violations	5	18	17	26	20	22	20	8	16	11	269	376
Disorderly Conduct	14	75	58	65	70	60	56	53	39	39	558	708
Vagrancy	--	--	1	--	--	--	--	--	--	--	1	1
All Other, Except Traffic	113	479	349	286	284	240	263	218	140	144	2,663	2,805
Curfew/Loitering (Juveniles)	--	--	--	--	--	--	--	--	--	--	--	43
Runaways (Juveniles)	--	--	--	--	--	--	--	--	--	--	--	172
<b>PART II SUBTOTAL</b>	<b>268</b>	<b>1,123</b>	<b>839</b>	<b>678</b>	<b>696</b>	<b>604</b>	<b>550</b>	<b>460</b>	<b>348</b>	<b>332</b>	<b>6,657</b>	<b>7,736</b>
<b>TOTAL</b>	<b>316</b>	<b>1,349</b>	<b>993</b>	<b>785</b>	<b>827</b>	<b>715</b>	<b>628</b>	<b>518</b>	<b>393</b>	<b>381</b>	<b>7,855</b>	<b>9,208</b>

\*Complete data was not provided by the Sedona Police Department and the Yavapai County Sheriff's Office.

# YUMA COUNTY

## TOTAL ARRESTS BY AGE\*

Offense Classification	Under 10	10-12	13-14	15	16	17	Total Under 18	18	19	20	21	22	23
<b>PART I</b>													
Murder/Non-negligent Manslaughter	--	--	--	--	--	--	--	--	--	1	--	1	--
Rape	--	--	1	--	--	--	1	--	1	--	--	1	--
Robbery	--	--	3	1	5	4	13	2	--	--	2	--	1
Aggravated Assault	1	2	7	5	7	7	29	8	5	3	5	11	10
Burglary	--	--	--	--	2	1	3	5	3	2	2	4	5
Larceny-Theft	--	2	38	31	22	29	132	39	37	28	31	28	9
Motor Vehicle Theft	--	--	--	--	3	1	4	--	--	2	--	--	--
Arson	--	1	1	--	1	1	4	--	--	--	--	--	--
Human Trafficking	--	--	--	--	--	--	--	--	--	--	--	--	--
<b>PART I SUBTOTAL</b>	<b>1</b>	<b>5</b>	<b>50</b>	<b>37</b>	<b>50</b>	<b>43</b>	<b>186</b>	<b>54</b>	<b>46</b>	<b>36</b>	<b>40</b>	<b>45</b>	<b>25</b>
<b>PART II</b>													
Manslaughter by Negligence	--	--	--	--	--	--	--	--	--	--	--	--	--
Other Assaults – Simple	2	15	18	16	28	25	104	8	7	17	19	21	19
Forgery and Counterfeiting	--	--	--	--	--	--	--	--	--	1	--	--	--
Fraud	--	--	1	1	3	1	6	4	--	--	8	--	4
Embezzlement	--	--	--	--	--	1	1	1	1	1	1	--	1
Stolen Property	--	--	--	--	2	--	2	1	--	2	--	1	1
Vandalism	2	3	27	30	12	10	84	12	11	9	17	21	16
Weapons: Carrying, Possessing, Etc.	--	--	2	2	1	1	6	--	1	--	1	2	3
Prostitution and Comm. Vice	--	--	--	--	--	--	--	--	--	--	--	--	1
Sex Offenses	--	3	6	--	--	1	10	--	1	2	1	--	--
<b>DRUGS, SALE OR MFG.</b>													
<i>Opium, Cocaine, Derivatives</i>	--	--	--	--	--	--	--	--	--	--	--	--	--
<i>Marijuana</i>	--	--	1	--	--	--	1	1	--	--	2	--	1
<i>Synthetic Narcotics</i>	--	--	--	1	1	--	2	--	--	--	--	--	--
<i>Other Dangerous Non-narcotics</i>	--	--	1	1	--	3	5	1	--	--	--	--	1
<b>DRUGS, POSSESSION</b>													
<i>Opium, Cocaine, Derivatives</i>	--	--	--	--	--	--	--	--	--	--	--	1	--
<i>Marijuana</i>	--	--	4	8	3	12	28	19	14	12	16	16	5
<i>Synthetic Narcotics</i>	--	--	--	--	--	--	--	--	--	--	1	--	--
<i>Other Dangerous Non-narcotics</i>	--	1	1	5	2	1	10	8	--	3	5	2	4
All Gambling	--	--	--	--	--	--	--	--	--	--	--	--	--
Offenses Against Family/Children	--	5	3	2	6	3	19	6	6	8	7	5	7
Driving Under the Influence	--	--	--	1	--	--	1	9	5	13	23	16	14
Liquor Law Violations	--	2	3	7	13	14	39	35	54	31	7	2	1
Disorderly Conduct	--	8	38	26	18	10	100	13	10	15	11	19	24
Vagrancy	--	--	--	--	--	--	--	--	--	--	--	--	--
All Other, Except Traffic	1	11	33	42	45	48	180	70	94	85	93	85	73
Curfew/Loitering (Juveniles)	--	--	4	2	--	1	7	--	--	--	--	--	--
Runaways (Juveniles)	--	--	--	--	--	--	--	--	--	--	--	--	--
<b>PART II SUBTOTAL</b>	<b>5</b>	<b>48</b>	<b>142</b>	<b>144</b>	<b>134</b>	<b>131</b>	<b>604</b>	<b>188</b>	<b>204</b>	<b>199</b>	<b>212</b>	<b>191</b>	<b>175</b>
<b>TOTAL</b>	<b>6</b>	<b>53</b>	<b>192</b>	<b>181</b>	<b>184</b>	<b>174</b>	<b>790</b>	<b>242</b>	<b>250</b>	<b>235</b>	<b>252</b>	<b>236</b>	<b>200</b>

\*Complete data was not provided by the Arizona Western College Police Department.

## YUMA COUNTY (Cont.)

Offense Classification	24	25-29	30-34	35-39	40-44	45-49	50-54	55-59	60-64	65+	Total Over 18	Total All Ages
<b>PART I</b>												
Murder/Non-negligent Manslaughter	--	3	1	--	--	--	--	--	--	--	6	6
Rape	--	--	--	--	--	--	1	--	--	--	3	4
Robbery	1	7	2	1	2	--	--	--	2	1	23	36
Aggravated Assault	9	19	22	18	20	14	7	6	6	7	162	191
Burglary	1	8	4	2	4	4	2	5	--	--	48	51
Larceny-Theft	27	84	65	47	59	61	43	30	18	18	578	710
Motor Vehicle Theft	4	8	5	4	1	1	1	--	1	1	26	30
Arson	--	1	--	--	1	--	1	--	--	--	2	6
Human Trafficking	--	--	--	--	--	--	--	--	--	--	--	--
<b>PART I SUBTOTAL</b>	<b>42</b>	<b>130</b>	<b>99</b>	<b>72</b>	<b>87</b>	<b>80</b>	<b>55</b>	<b>41</b>	<b>27</b>	<b>27</b>	<b>848</b>	<b>1,034</b>
<b>PART II</b>												
Manslaughter by Negligence	--	--	--	--	--	--	--	--	--	--	--	--
Other Assaults – Simple	20	102	75	48	67	55	36	29	15	10	511	615
Forgery and Counterfeiting	--	1	--	2	2	--	1	1	--	--	6	6
Fraud	2	11	8	9	7	2	4	4	--	1	56	62
Embezzlement	2	2	--	1	1	--	1	--	--	--	11	12
Stolen Property	2	1	3	1	1	1	2	--	--	3	17	19
Vandalism	13	51	37	29	28	30	18	8	8	7	293	377
Weapons: Carrying, Possessing, Etc.	1	9	3	6	2	2	--	1	2	--	34	40
Prostitution and Comm. Vice	--	--	--	1	--	--	1	--	--	--	2	2
Sex Offenses	--	2	3	4	1	--	1	1	1	1	18	28
DRUGS, SALE OR MFG.												
<i>Opium, Cocaine, Derivatives</i>	--	--	--	--	--	--	--	--	--	--	--	--
<i>Marijuana</i>	--	--	--	--	--	--	--	--	1	--	5	6
<i>Synthetic Narcotics</i>	--	--	--	--	--	--	--	--	--	--	--	2
<i>Other Dangerous Non-narcotics</i>	1	--	1	--	--	--	--	--	--	--	4	9
DRUGS, POSSESSION												
<i>Opium, Cocaine, Derivatives</i>	--	--	1	--	1	--	--	--	--	--	3	3
<i>Marijuana</i>	8	31	13	13	15	3	9	4	5	1	176	204
<i>Synthetic Narcotics</i>	--	1	--	2	--	--	--	--	1	--	5	5
<i>Other Dangerous Non-narcotics</i>	3	12	8	11	6	6	5	6	1	--	76	86
All Gambling	--	--	--	--	--	--	--	--	--	--	--	--
Offenses Against Family/Children	7	34	30	17	18	16	11	4	1	1	164	183
Driving Under the Influence	18	62	45	25	31	11	18	18	11	16	320	321
Liquor Law Violations	4	11	11	12	14	6	26	17	16	12	264	303
Disorderly Conduct	17	53	49	49	48	37	20	18	16	12	398	498
Vagrancy	--	1	--	1	--	3	2	2	--	--	8	8
All Other, Except Traffic	82	374	289	235	218	204	134	112	55	45	2,047	2,227
Curfew/Loitering (Juveniles)	--	--	--	--	--	--	--	--	--	--	--	7
Runaways (Juveniles)	--	--	--	--	--	--	--	--	--	--	--	--
<b>PART II SUBTOTAL</b>	<b>180</b>	<b>758</b>	<b>576</b>	<b>466</b>	<b>460</b>	<b>376</b>	<b>289</b>	<b>225</b>	<b>133</b>	<b>109</b>	<b>4,418</b>	<b>5,022</b>
<b>TOTAL</b>	<b>222</b>	<b>888</b>	<b>675</b>	<b>538</b>	<b>547</b>	<b>456</b>	<b>344</b>	<b>266</b>	<b>160</b>	<b>136</b>	<b>5,266</b>	<b>6,056</b>

\*Complete data was not provided by the Arizona Western College Police Department.



## POLICE DISPOSITION OF JUVENILES BY COUNTY

County	Total	Handled within Department and Released	Referred to Juvenile Court or Probation Department	Referred to Welfare Agency	Referred to Other Police Agency	Referred to Criminal or Adult Court
Apache	18	--	16	--	2	--
Cochise	109	45	64	--	--	--
Coconino	232	9	201	--	22	--
Gila	78	2	75	1	--	--
Graham	27	--	27	--	--	--
Greenlee	2	2	--	--	--	--
La Paz	1	--	1	--	--	--
Maricopa	3,472	624	2,695	22	131	--
Mohave	344	96	236	--	12	--
Navajo	196	20	158	--	18	--
Pima	2,560	404	2,104	1	51	--
Pinal	243	5	228	--	10	--
Santa Cruz	92	16	76	--	--	--
Yavapai	302	--	302	--	--	--
Yuma	148	53	91	1	3	--
<b>TOTAL</b>	<b>7,824</b>	<b>1,276</b>	<b>6,274</b>	<b>25</b>	<b>249</b>	<b>--</b>

This page has been intentionally left blank.

The background image is a faded photograph of a person climbing a large, dark stone monument. The person is in a crouched position, reaching up. The monument is composed of several large, rectangular blocks. In the background, there are green trees and a clear blue sky. To the right, a traditional-style pavilion with a tiled roof is visible, along with some people in the distance. The overall scene is outdoors and appears to be a public park or historical site.

# AGENCY DATA

This page has been intentionally left blank.

## AGENCY DATA

AGENCY	Month on File	Crime Index Total	Violent Crime Total	Murder	Rape	Robbery	Aggravated Assault	Human Trafficking	Property Crime Total	Burglary	Larceny	Motor Vehicle Theft	Arson	Employee Data				Estimated Population
														Sworn Male	Sworn Female	Total Civilian	Total Employees	
Apache County SO	12	187	19	--	--	--	19	--	168	63	60	3	42	29	--	3	32	61,811
Apache Junction PD	12	486	33	1	4	2	26	--	453	140	286	23	4	56	2	30	88	38,437
AZ Dept. of Public Safety	12	82	47	--	2	1	43	1	35	1	32	1	1	1,074	50	783	1,907	--
AZ State University PD	12	1,083	35	--	9	6	20	--	1,048	78	946	21	3	75	12	65	152	--
AZ Western College PD	0	--	--	--	--	--	--	--	--	--	--	--	--	8	--	5	13	--
Avondale PD	12	3,380	279	8	40	81	150	--	3,101	528	2,351	217	5	91	17	47	155	78,885
Benson PD	0	--	--	--	--	--	--	--	--	--	--	--	--	9	1	7	17	4,999
Bisbee PD	0	--	--	--	--	--	--	--	--	--	--	--	--	13	--	4	17	5,297
Buckeye PD	12	1,143	28	2	1	7	18	--	1,115	189	855	59	12	81	6	28	115	61,173
Bullhead City PD	12	1,398	89	1	1	18	69	--	1,309	253	963	90	3	67	6	39	112	40,088
Camp Verde PD	12	352	48	1	3	--	44	--	304	68	219	16	1	15	3	13	31	10,970
Casa Grande PD	12	2,065	244	2	12	57	173	--	1,821	304	1,413	85	19	69	5	37	111	51,744
Central AZ College PD	12	21	1	--	1	--	--	--	20	8	12	--	--	6	1	2	9	--
Chandler PD	12	5,930	490	1	79	114	296	--	5,440	770	4,367	256	47	308	37	163	508	255,073
Chino Valley PD	11	291	54	1	2	2	49	--	237	49	162	26	--	20	3	4	27	10,895
Clarkdale PD	12	81	14	--	2	--	12	--	67	16	50	1	--	5	2	1	8	4,141
Clifton PD	6	20	3	--	--	--	3	--	17	10	7	--	--	6	1	6	13	4,510
Cochise County SO	12	907	253	1	24	7	221	--	654	65	564	25	--	76	7	93	176	50,914
Coconino County SO	12	594	138	2	19	2	115	--	456	128	297	21	10	54	2	183	239	55,825
Coolidge PD	12	649	59	--	7	9	43	--	590	97	464	26	3	27	4	13	44	12,187
Cottonwood PD	12	464	34	1	--	1	32	--	430	46	353	24	7	29	2	31	62	11,532
Douglas PD	0	--	--	--	--	--	--	--	--	--	--	--	--	26	4	11	41	16,956
Eagar PD	12	80	8	--	--	1	7	--	72	20	48	4	--	7	--	3	10	4,931
El Mirage PD	12	1,188	81	1	4	19	57	--	1,107	282	731	83	11	37	3	16	56	33,339
Eloy PD	12	559	89	1	8	8	72	--	470	97	331	29	13	20	6	9	35	17,787
Flagstaff PD	12	2,933	260	--	35	45	180	--	2,673	180	2,418	56	19	101	13	50	164	70,643
Florence PD	12	209	34	1	3	1	29	--	175	34	128	12	1	29	2	9	40	26,410
Fredonia Marshal's Office	12	10	3	--	1	--	2	--	7	4	3	--	--	3	--	--	3	1,339
Gila County SO	12	687	184	--	4	8	172	--	503	103	327	65	8	46	4	92	142	28,721
Gilbert PD	12	3,138	157	4	25	24	104	--	2,981	492	2,375	96	18	207	18	111	336	242,857
Glendale PD	12	13,950	944	13	94	356	480	1	13,006	1,986	9,920	1,049	51	368	44	123	535	234,766
Globe PD	12	644	75	--	--	6	69	--	569	89	454	26	--	17	2	3	22	7,520
Goodyear PD	12	1,942	143	1	18	15	109	--	1,799	378	1,301	105	15	87	5	34	126	77,776
Graham County SO	12	187	15	1	2	--	12	--	172	41	102	16	13	22	1	48	71	21,138
Greenlee County SO	4	9	9	--	--	--	9	--	--	--	--	--	--	15	1	32	48	6,045

AGENCY DATA (Cont.)

AGENCY	Month on File	Crime Index Total	Violent Crime Total	Murder	Rape	Robbery	Aggravated Assault	Human Trafficking	Property Crime Total	Burglary	Larceny	Motor Vehicle Theft	Arson	Employee Data				Estimated Population
														Sworn Male	Sworn Female	Total Civilian	Total Employees	
Hayden PD	0	--	--	--	--	--	--	--	--	--	--	--	--	6	1	--	7	662
Holbrook PD	12	298	38	1	1	2	34	--	260	48	192	20	--	14	--	3	17	5,094
Huachuca City PD	--	--	--	--	--	--	--	--	--	--	--	--	--	6	--	7	13	1,794
Jerome PD	12	23	1	--	--	--	1	--	22	3	19	--	--	3	1	--	4	445
Kearny PD	11	22	--	--	--	--	--	--	22	8	11	2	1	3	--	5	8	2,023
Kingman PD	12	1,522	77	1	9	14	53	--	1,445	207	1,167	69	2	51	2	15	68	28,942
La Paz County SO	7	310	26	1	1	1	23	--	284	77	186	17	4	26	3	54	83	14,198
Lake Havasu City PD	12	1,082	93	--	30	6	57	--	989	216	728	43	2	68	3	37	108	53,583
Mammoth PD	12	15	1	--	--	--	1	--	14	2	11	1	--	2	1	1	4	1,480
Marana PD	12	1,005	30	2	5	5	18	--	975	69	867	37	2	76	11	28	115	41,655
Maricopa County SO	12	6,274	1,053	20	26	123	884	--	5,221	1,270	3,321	597	33	663	45	2,724	3,432	380,268
Maricopa PD	12	683	83	2	3	7	71	--	600	94	473	33	--	54	10	10	74	48,374
Mesa PD	12	13,960	1,975	16	241	408	1,307	3	11,985	2,219	8,861	825	80	700	89	403	1,192	460,950
Miami PD	12	111	19	--	--	--	19	--	92	42	43	2	5	6	1	3	10	1,828
Mohave County SO	12	2,165	139	2	14	16	107	--	2,026	689	1,186	138	13	78	3	186	267	83,103
Navajo County SO	12	453	43	--	1	1	41	--	410	175	187	44	4	46	7	80	133	69,495
Nogales PD	12	571	20	--	--	2	18	--	551	87	374	90	--	49	3	16	68	21,910
Northern AZ University PD	12	302	28	1	20	--	7	--	274	21	252	1	--	19	2	10	31	--
Oro Valley PD	12	610	27	--	4	8	15	--	583	79	481	23	--	89	12	27	128	43,499
Page PD	12	395	50	--	7	2	41	--	345	38	294	9	4	14	1	9	24	7,668
Paradise Valley PD	12	225	16	--	5	2	9	--	209	75	126	7	1	28	3	8	39	13,673
Parker PD	0	--	--	--	--	--	--	--	--	--	--	--	--	10	1	3	14	3,187
Patagonia Marshal's Office	12	11	2	--	--	--	2	--	9	3	6	--	--	3	--	--	3	963
Payson PD	12	451	39	1	3	4	31	--	412	77	319	16	--	24	1	12	37	15,675
Peoria PD	12	3,662	282	1	31	64	186	--	3,380	648	2,516	205	11	164	23	96	283	167,547
Phoenix PD	12	63,961	9,261	112	1,016	3,020	5,113	--	54,700	12,798	34,288	7,370	244	2,423	358	917	3,698	1,527,509
Pima College PD	12	88	1	--	--	1	--	--	87	5	79	3	--	23	8	31	62	--
Pima County SO	12	9,766	566	10	76	149	331	--	9,200	1,623	7,006	514	57	445	67	953	1,465	361,023
Pima PD	12	45	5	--	--	--	5	--	40	10	26	4	--	3	2	--	5	2,553
Pinal County SO	12	2,398	318	--	25	20	273	--	2,080	584	1,282	201	13	192	14	312	518	205,400
Pinetop-Lakeside PD	12	240	50	--	3	2	45	--	190	19	166	5	--	17	--	6	23	4,370
Prescott PD	12	1,203	137	4	11	13	109	--	1,066	140	884	37	5	65	4	19	88	40,989
Prescott Valley PD	12	1,140	97	1	9	5	82	--	1,043	102	900	39	2	64	2	14	80	41,415
Quartzsite PD	12	177	27	--	1	2	24	--	150	65	80	4	1	8	1	1	10	3,798
Safford PD	12	461	37	--	--	1	36	--	424	64	341	19	--	19	2	4	25	9,659

AGENCY DATA (Cont.)

AGENCY	Month on File	Crime Index Total	Violent Crime Total	Murder	Rape	Robbery	Aggravated Assault	Human Trafficking	Property Crime Total	Burglary	Larceny	Motor Vehicle Theft	Arson	Employee Data				Estimated Population
														Sworn Male	Sworn Female	Total Civilian	Total Employees	
Sahuarita PD	12	353	13	--	2	--	11	--	340	44	277	18	1	36	6	6	48	27,637
St. Johns PD	0	--	--	--	--	--	--	--	--	--	--	--	--	8	--	2	10	3,494
San Luis PD	12	467	54	--	3	5	46	--	413	118	242	53	--	29	1	19	49	34,001
Santa Cruz County SO	12	181	1	--	--	--	1	--	180	67	96	17	--	31	2	52	85	27,397
Scottsdale PD	12	5,778	436	6	106	100	222	2	5,342	829	4,311	192	10	363	45	236	644	231,204
Sedona PD	12	158	14	--	3	--	11	--	144	25	112	4	3	21	3	13	37	10,244
Show Low PD	12	555	21	--	2	2	17	--	534	50	469	13	2	27	2	10	39	11,061
Sierra Vista PD	12	1,384	107	2	8	13	84	--	1,277	181	1,032	49	15	50	8	25	83	44,183
Snowflake-Taylor PD	12	168	28	--	--	--	28	--	140	42	93	5	--	14	--	8	22	9,950
Somerton PD	12	233	22	--	--	1	21	--	211	51	128	32	--	15	5	8	28	15,759
South Tucson PD	12	1,006	99	3	5	26	65	--	907	46	837	22	2	15	3	4	22	5,712
Springerville PD	12	41	4	--	--	--	4	--	37	12	23	2	--	7	--	2	9	1,978
Superior PD	0	--	--	--	--	--	--	--	--	--	--	--	--	7	--	1	8	2,929
Surprise PD	12	2,373	168	2	17	44	105	--	2,205	410	1,667	105	23	107	21	52	180	125,621
Tempe PD	12	8,429	722	7	101	183	430	1	7,707	1,108	6,175	359	65	297	57	136	490	172,021
Thatcher PD	12	108	3	--	--	--	3	--	105	8	97	--	--	9	1	1	11	5,125
Tolleson PD	12	709	39	--	3	15	21	--	670	219	399	51	1	28	2	12	42	6,837
Tombstone PD	0	--	--	--	--	--	--	--	--	--	--	--	--	7	--	3	10	1,333
Tucson Airport Authority	12	62	--	--	--	--	--	--	62	3	30	29	--	21	1	20	42	--
Tucson PD	12	38,774	3,472	31	422	1,059	1,960	--	35,302	3,664	29,592	1,929	117	796	136	290	1,222	529,845
University of AZ PD	12	624	25	--	17	2	6	--	599	32	551	15	1	58	7	52	117	--
Wellton PD	12	46	15	--	--	2	13	--	31	11	20	--	--	6	--	1	7	3,101
Wickenburg PD	12	201	14	--	5	1	8	--	187	69	100	18	--	13	1	8	22	6,661
Willcox PD	12	320	83	--	3	4	76	--	237	6	212	16	3	8	1	8	17	3,636
Williams PD	12	133	20	--	2	1	17	--	113	21	92	--	--	11	--	9	20	3,185
Winslow PD	12	345	68	--	2	3	63	--	277	33	232	12	--	20	3	8	31	9,701
Yavapai College PD	12	4	--	--	--	--	--	--	4	--	4	--	--	5	1	1	7	--
Yavapai County SO	12	1,411	245	1	28	6	210	--	1,166	343	708	101	14	115	5	52	172	90,064
Yuma County SO	12	1,171	123	5	22	8	88	--	1,048	422	552	62	12	78	3	231	312	64,180
Yuma PD	12	2,783	362	4	38	44	276	--	2,421	546	1,676	175	24	142	23	96	261	97,950
<b>TOTAL</b>	--	<b>226,115</b>	<b>24,569</b>	<b>279</b>	<b>2,731</b>	<b>6,187</b>	<b>15,364</b>	<b>8</b>	<b>201,546</b>	<b>36,436</b>	<b>147,938</b>	<b>16,089</b>	<b>1,083</b>	<b>10,914</b>	<b>1,282</b>	<b>9,462</b>	<b>21,658</b>	<b>6,758,251</b>

This page has been intentionally left blank.



The background of the image is a large, circular, embossed seal. The outer ring of the seal contains the text "DEPARTMENT OF JUSTICE" at the top and "OFFICE OF LAW ENFORCEMENT OFFICERS" at the bottom. The inner part of the seal features a central shield with a scale of justice, a sword, and a laurel wreath. The shield is surrounded by a decorative border of stars and leaves.

**LAW ENFORCEMENT  
OFFICERS  
KILLED AND ASSAULTED**

This page has been intentionally left blank.

# LAW ENFORCEMENT OFFICERS KILLED AND ASSAULTED

---

## OVERVIEW

The data collected under the Law Enforcement Officers Killed and Assaulted (LEOKA) Program pertains to felonious deaths, accidental deaths, and assaults of duly sworn city, university and college, county, state, tribal, and federal law enforcement officers who, at the time of the incident, meet all of the following criteria:

- Wear/carry a badge (ordinarily);
- Carry a firearm (ordinarily);
- Be duly sworn and have full arrest powers;
- Be a member of a public governmental law enforcement agency and be paid from government funds set aside specifically for payment to sworn law enforcement;
- Be acting in an official capacity, whether on or off duty, at the time of incident; and
- Death was directly related to the injuries received during the incident.

Also included are assaults which did not cause an injury; however, involved more than mere verbal abuse or minor resistance to arrest. The purpose of this data collection is to identify situations in which officers are killed or assaulted, describe the incidents statistically, and publish the data to aid agencies in developing policies to improve officer safety.

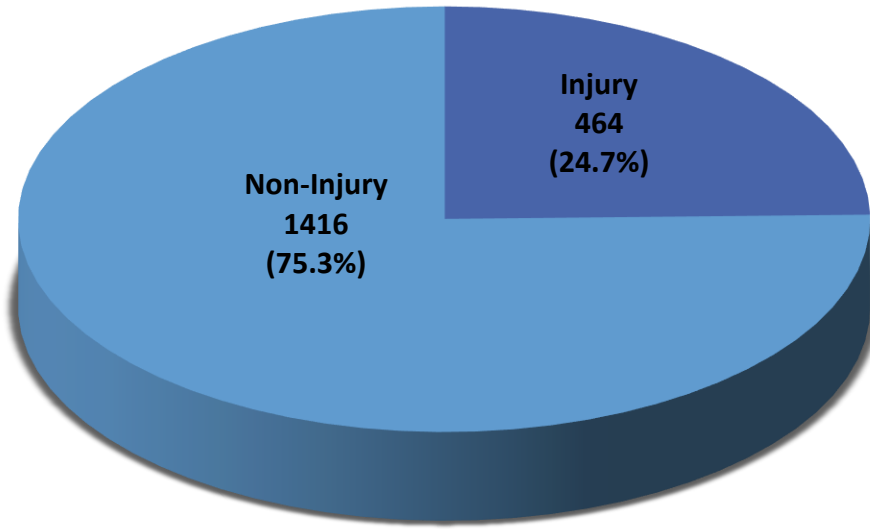
## 2015 SUMMARY

- There were a total of 1,878 police officers assaulted statewide in 2015.
- Personal weapons, such as hands, fists, and feet, were used in 1,407 assaults, or 74.9 percent.
- The time period of 12:01 AM to 2:00 AM recorded the highest incidence of assaults with 473, or 25.1 percent.
- The highest number of assaults, 693, or 36.9 percent, occurred when officers were responding to disturbance calls.
- Personal injuries were sustained in 464 assaults, or 24.7 percent.

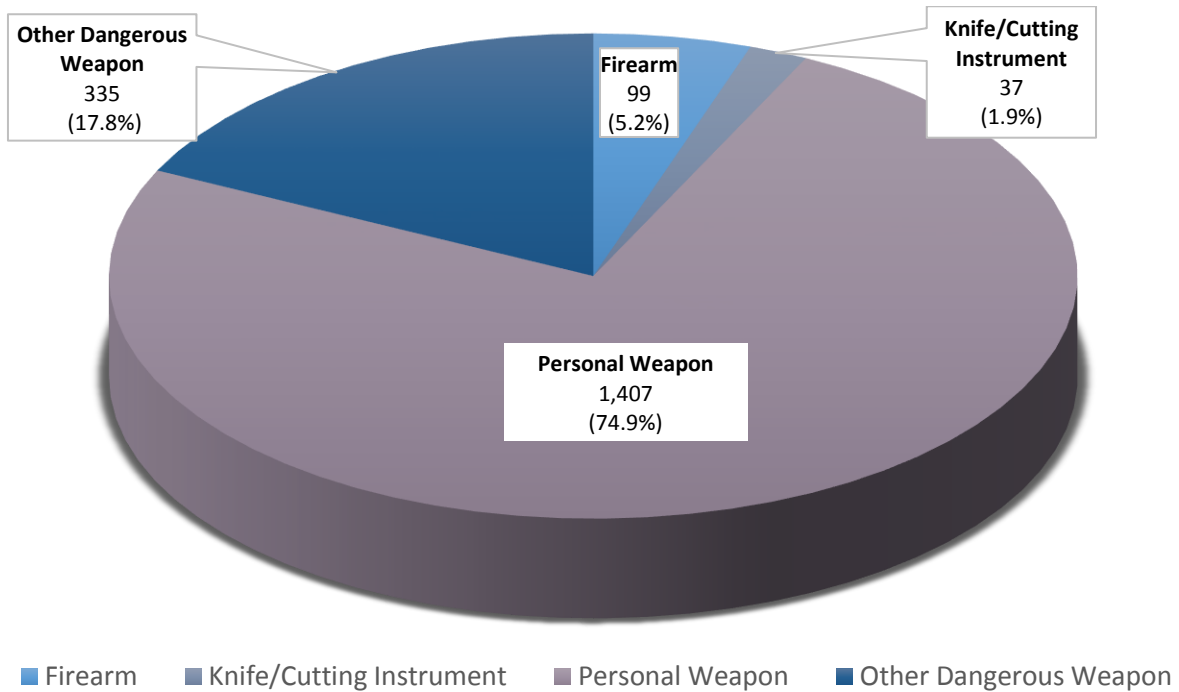
## CLEARANCES

There were 1,692 clearances for assaults on police officers reported in 2015. This represents a clearance rate of 90.0 percent.

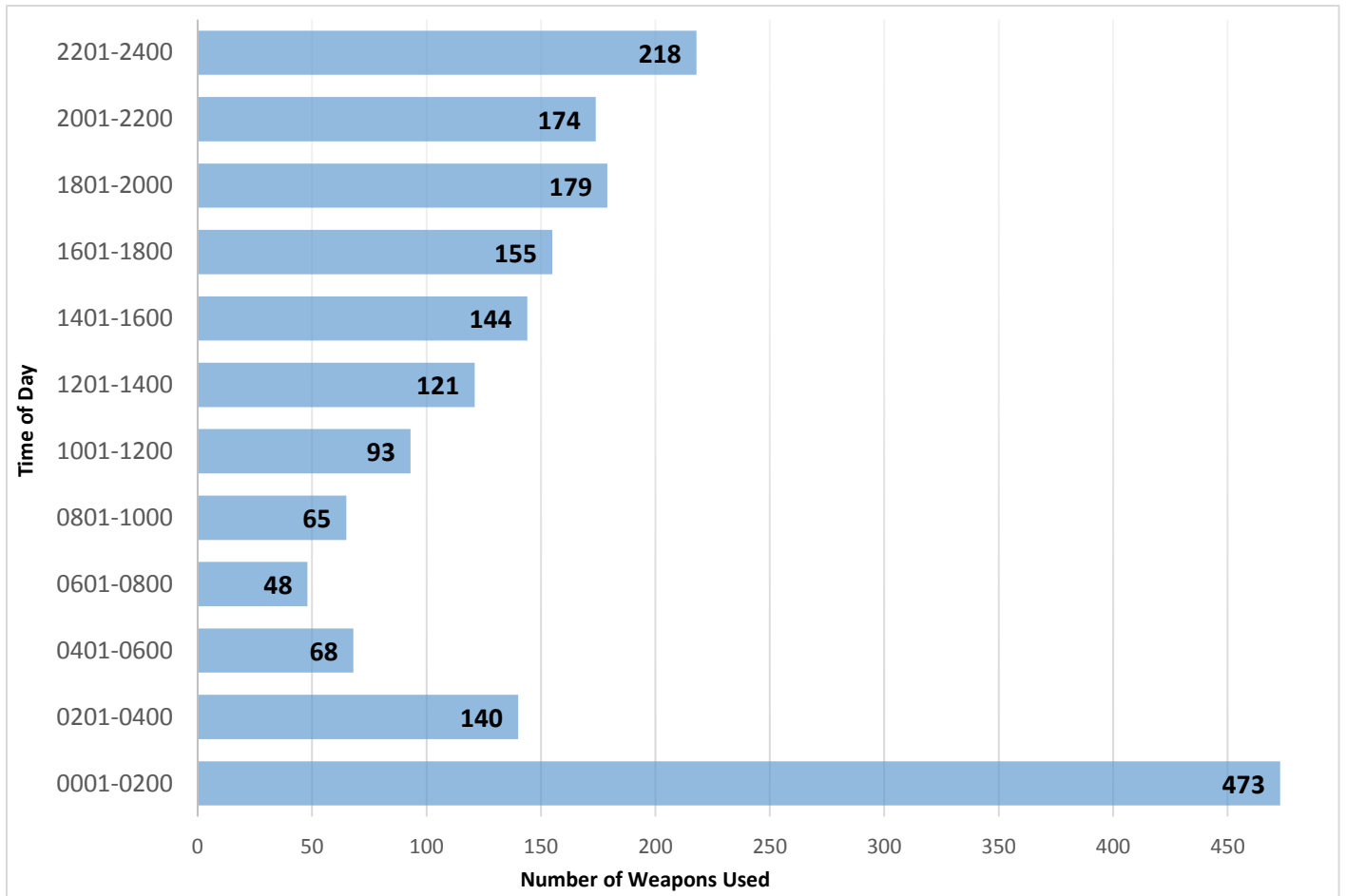
OFFICER ASSAULTS BASED ON INJURY VS. NON-INJURY



OFFICER ASSAULTS BY TYPE OF WEAPON USED



### OFFICER ASSAULTS BY TIME OF DAY



## OFFICER ASSAULTS BY FREQUENCY DISTRIBUTION

Type of Activity	Total Assaults by Weapon Used	Type of Weapon				Type of Assignment						Police Assaults Cleared	
		Firearm	Knife/Cutting Instrument	Other Dangerous Weapon	Hands, Fist, Feet, Etc.	Two-Man Vehicle	One-Man Vehicle		Detective/Special Assignment		Other		
							Alone	Assisted	Alone	Assisted	Alone		Assisted
Responding to "disturbance" calls	693	26	15	102	550	140	195	319	6	4	11	18	623
Burglaries in progress or pursuing burglary suspects	28	5	--	5	18	4	5	18	--	--	1	--	27
Robberies in progress or pursuing robbery suspects	10	--	--	2	8	--	4	4	--	--	2	--	9
Attempting other arrests	199	4	4	48	143	34	41	84	5	10	5	20	183
Civil disorder (Riot, mass disobedience)	9	--	--	2	7	1	3	4	--	--	1	--	9
Handling or transporting of prisoners	119	--	--	14	105	26	30	47	--	2	1	13	99
Investigating suspicious persons or circumstances	108	9	1	25	73	11	33	55	2	--	4	3	90
Ambush-No warning	4	1	--	2	1	--	3	1	--	--	--	--	3
Mentally deranged	55	--	8	5	42	6	16	25	--	--	1	7	51
Traffic pursuits and stops	167	23	5	51	88	37	54	58	5	9	--	4	153
All other	486	31	4	79	372	170	127	145	2	12	20	10	445
<b>TOTAL</b>	<b>1,878</b>	<b>99</b>	<b>37</b>	<b>335</b>	<b>1,407</b>	<b>429</b>	<b>511</b>	<b>760</b>	<b>20</b>	<b>37</b>	<b>46</b>	<b>75</b>	<b>1,692</b>
Number with personal injury	464	12	5	106	341								
Number without personal injury	1,416	88	33	229	1,066								

## OFFICER ASSAULTS BY DISTRIBUTION BY COUNTY

County	Number of Assaults	With Injury	Without Injury	Percent Distribution	Clearance
Apache	3	1	2	0.1%	1
Cochise	14	5	9	0.7%	10
Coconino	47	11	36	2.5%	50
Gila	--	--	--	--	--
Graham	--	--	--	--	--
Greenlee	--	--	--	--	--
La Paz	--	--	--	--	--
Maricopa	1,393	280	1,115	74.1%	1,285
Mohave	52	19	33	2.7%	21
Navajo	7	4	3	0.3%	5
Pima	225	62	163	11.9%	201
Pinal	33	19	14	1.7%	28
Santa Cruz	--	--	--	--	--
Yavapai	51	18	33	2.7%	48
Yuma	53	45	8	2.8%	43
<b>TOTAL</b>	<b>1,878</b>	<b>464</b>	<b>1,416</b>	<b>100.0%</b>	<b>1,692</b>



**BIAS  
CRIME  
DATA**



This page has been intentionally left blank.

## BIAS CRIME DATA

### OVERVIEW

On April 23, 1990, Congress passed the Hate Crime Statistics Act. This law required the Attorney General to collect data “about crimes that manifest evidence of prejudice based on race, religion, sexual orientation, or ethnicity.” The Attorney General delegated the responsibilities of developing the procedures for implementing, collecting, and managing hate crime data to the Director of the FBI, who in turn assigned the tasks to the FBI UCR Program.

The UCR Program collects hate crime data regarding criminal offenses motivated, in whole or in part, by the offender’s bias against a race, religion, disability, sexual orientation, ethnicity, gender, or gender identity. Due to the difficulty of ascertaining the offender’s subjective motivation, bias is to be reported only if investigation reveals sufficient objective facts to lead a reasonable and prudent person to conclude that the offender’s actions were motivated, in whole or in part, by bias.

In 1991, Arizona legislature mandated the collection of bias crime statistics. [A.R.S. § 41-1750\(A\)\(3\)](#) was amended in part to read that the criminal identification section within the Department of Public Safety shall:

"Collect information concerning criminal offenses that manifest evidence of prejudice based on race, color, religion, national origin, sexual orientation, gender or disability."

Due to the Violent Crime Control and Law Enforcement Act, the bias for disability, either physical or mental, was added to the national Bias Crime Statistical Program on January 1, 1997. Statewide collection began in January 1992.

Statistics received from Arizona law enforcement agencies for 2015 are listed on the following pages.

### BIAS OFFENSES – FIVE YEAR COMPARISON

Offense	2011	2012	2013	2014	2015
Homicide	--	--	--	--	1
Forcible Rape	--	--	--	--	--
Robbery	2	8	9	3	7
Aggravated Assault	29	43	40	38	51
Simple Assault	35	45	49	63	80
Burglary	9	7	5	1	3
Larceny-Theft	1	12	4	3	2
Motor Vehicle Theft	--	--	--	--	--
Arson	1	2	--	--	--
Intimidation	49	76	62	85	63
Destruction/Damage/Vandalism	75	75	53	77	84
<b>TOTAL</b>	<b>201</b>	<b>268</b>	<b>223</b>	<b>270</b>	<b>291</b>

### BIAS OFFENSES BY QUARTER

Offense	1st	2nd	3rd	4th	Total
Homicide	--	1	--	--	1
Forcible Rape	--	--	--	--	--
Robbery	2	2	1	2	7
Aggravated Assault	15	12	16	8	51
Simple Assault	21	39	12	8	80
Burglary	2	--	1	--	3
Larceny-theft	--	1	--	1	2
Motor Vehicle Theft	--	--	--	--	--
Arson	--	--	--	--	--
Intimidation	22	21	8	12	63
Destruction/Damage/Vandalism	30	22	15	17	84
<b>TOTAL</b>	<b>92</b>	<b>98</b>	<b>53</b>	<b>48</b>	<b>291</b>

### BIAS MOTIVATION BY QUARTER

Type of Bias	1st	2nd	3rd	4th	Total
<b>Racial</b>					
Anti-White	10	11	7	2	30
Anti-Black	32	40	17	19	108
Anti-American Indian/Alaskan Native	1	--	2	3	6
Anti-Asian/Pacific Islander	1	--	--	3	4
Anti-Multi-Racial Group	1	2	2	1	6
<b>Ethnic/National Origin</b>					
Anti-Hispanic	7	5	7	--	19
Anti-Other Ethnic/National Origin	2	1	1	1	5
<b>Religious</b>					
Anti-Jewish	7	9	5	8	29
Anti-Catholic	--	--	--	--	--
Anti-Protestant	--	1	--	--	1
Anti-Islamic	1	3	--	1	5
Anti-Other Religion	4	--	1	2	7
Anti-Multi-Religious Group	4	3	1	--	8
Anti-Atheism/Agnosticism/Etc.	--	--	--	--	--
<b>Sexual</b>					
Anti-Male Homosexual	14	16	9	5	44
Anti-Female Homosexual	2	2	1	--	5
Anti-Homosexual	2	4	--	3	9
Anti-Heterosexual	--	--	--	--	--
Anti-Bisexual	--	--	--	--	--
<b>Disability</b>					
Anti-Mental	1	1	--	--	2
Anti-Physical	3	--	--	--	3
<b>Gender</b>					
Anti-Female	--	--	--	--	--
Anti-Male	--	--	--	--	--
<b>TOTAL</b>	<b>92</b>	<b>98</b>	<b>53</b>	<b>48</b>	<b>291</b>

## BIAS OFFENSES BY COUNTY BY QUARTER

County	1st	2nd	3rd	4th	Total
Apache	--	--	--	--	--
Cochise	--	--	--	--	--
Coconino	--	1	--	--	1
Gila	--	--	--	--	--
Graham	--	--	--	--	--
Greenlee	--	--	--	--	--
La Paz	--	--	--	--	--
Maricopa	87	89	52	46	274
Mohave	--	--	--	--	--
Navajo	--	1	--	--	1
Pima	2	2	1	1	6
Pinal	1	1	--	--	2
Santa Cruz	--	--	--	--	--
Yavapai	2	2	--	--	4
Yuma	--	2	--	1	3
<b>TOTAL</b>	<b>92</b>	<b>98</b>	<b>53</b>	<b>48</b>	<b>291</b>

## BIAS OFFENSES BY AGENCY BY QUARTER

Agency	1st	2nd	3rd	4th	Total
Apache Junction PD	1	1	--	--	1
ASU PD	1	1	--	--	2
Avondale PD	--	--	--	1	1
Chandler PD	--	--	2	--	2
El Mirage PD	--	1	--	--	1
Gilbert PD	1	1	1	--	3
Glendale PD	3	2	2	2	9
Holbrook PD	--	1	--	--	1
Maricopa County SO	1	--	--	--	1
Mesa PD	1	--	1	2	4
Phoenix PD	78	84	45	41	248
Pima County SO	--	2	--	--	2
Prescott PD	1	2	--	--	3
Scottsdale PD	2	--	1	0	3
Tucson PD	2	--	1	1	4
Williams PD	--	1	--	--	1
Yavapai County SO	1	--	--	--	1
Yuma PD	--	2	--	1	3
<b>TOTAL</b>	<b>92</b>	<b>98</b>	<b>53</b>	<b>48</b>	<b>291</b>

## BIAS OFFENSES BY TYPE BY AGENCY

Agency	Racial	Ethnic Origin	Religious	Sexual	Disability	Gender
Apache Junction PD	1	1	--	--	--	--
ASU PD	2	--	--	--	--	--
Avondale PD	1	--	--	--	--	--
Chandler PD	2	--	--	--	--	--
El Mirage PD	--	--	1	--	--	--
Gilbert PD	2	--	1	--	--	--
Glendale PD	6	--	2	1	--	--
Holbrook PD	--	--	--	1	--	--
Maricopa County SO	1	--	--	--	--	--
Mesa PD	2	--	2	--	--	--
Phoenix PD	131	21	41	50	5	--
Pima County SO	1	--	1	--	--	--
Prescott PD	2	1	--	--	--	--
Scottsdale PD	1	--	1	1	--	--
Tucson PD	--	1	--	3	--	--
Williams PD	--	--	--	1	--	--
Yavapai County SO	--	--	1	--	--	--
Yuma PD	2	--	--	1	--	--
<b>TOTAL</b>	<b>154</b>	<b>24</b>	<b>50</b>	<b>58</b>	<b>5</b>	<b>--</b>

---

## TERMS AND DEFINITIONS

---

**Adult** – For UCR purposes, a person 18 years or older.

**Aggravated Assault** – An unlawful attack by one person upon another for the purpose of inflicting severe or aggravated bodily injury. This type of assault usually is accompanied by the use of a weapon or by means likely to produce death or great bodily harm.

**All Other Offenses** – All violations of state or local laws not specifically identified as Part I or Part II offenses, except traffic violations.

**All Other Sex Offenses** – All other offenses against common decency and morals. Includes statutory rape, indecent exposure, incest, and any other sex offenses not previously defined.

**American Indian or Alaskan Native** – A person having origins in any of the original peoples of North America, and who maintains cultural identification through tribal affiliation or community recognition.

**Arson** – Any willful or malicious burning or attempt to burn, with or without intent to defraud, a dwelling house, public building, motor vehicle or aircraft, personal property of another, etc.

**Assault** – An unlawful attack by one person upon another.

**Autos** – Sedans, station wagons, coupes, convertibles, sport utility vehicles, minivans, and other similar motor vehicles that serve the primary purpose of transporting people from one place to another.

**Asian or Pacific Islander** – A person having origins in any of the original peoples of the Far East, Southeast Asia, the Indian subcontinent, or the Pacific Islands. This area includes for example: China, India, Japan, Korea, the Philippine Islands, and Samoa.

**Bias** – A preformed negative opinion or attitude toward a group of persons based on their race, religion, disability, sexual orientation, ethnicity, gender, or gender identity.

**Bias Crime** – A committed criminal offense that is motivated, in whole or in part, by the offender's bias(es) against a race, religion, disability, sexual orientation, ethnicity, gender, or gender identity; also known as Hate Crime.

**Note:** Even if the offender was mistaken in his or her perception that the victim was a member of the group he or she was acting against, the offense is still a bias crime because the offender was motivated by bias against the group.

**Black** – A person having origins in any of the black racial groups of Africa, characterized by dark skin pigmentation.

**Burglary** – The unlawful entry of a structure to commit a felony or a theft.

**Classifying** – Determining the correct UCR Part I or Part II offense category based on police information.

**Cleared by Arrest** – An offense that is cleared (solved) when at least one person is (1) arrested, (2) charged with the commission of the offense, and (3) turned over to the court for prosecution.

**Cleared by Exceptional Means** – For UCR purposes, an offense is considered exceptionally cleared when law enforcement has: (1) definitely established the identity of the offender, (2) there is enough information to support an arrest, charge, and turning over to the court for prosecution, (3) the exact location of the offender is known so the subject could be taken into custody, and yet (4) some reason outside law enforcement control prevents bringing the offender to court.

**Constructive Possession** – The condition in which a person does not have physical custody or possession, but is in a position to exercise dominion or control over a thing.

**Conversion** – An unauthorized assumption and exercise of the right of ownership over goods or personal chattels belonging to another to the alteration of their condition or the exclusion of the owner's rights.

**Crimes Against Persons** – Includes the following Index offenses: Murder, rape, and aggravated assault.

**Crimes Against Property** – Includes the following Index offenses: Robbery, burglary, larceny-theft, motor vehicle theft, and arson.

**Crime Index** – The total of eight offenses used to measure the extent, fluctuation and distribution of crime in a given geographical area. The Crime Index includes: Murder, rape, robbery, aggravated assault, burglary, larceny-theft, motor vehicle theft, and arson.

**Criminal Homicide** – The willful killing of one human being by another.

**Curfew and Loitering (Persons under age 18)** – Violations by juveniles of local curfew or loitering ordinances.

**Disorderly Conduct** – Any behavior that tends to disturb the public peace or decorum, scandalize the community, or shock the public sense of morality.

**Driving Under the Influence** – Driving or operating a motor vehicle or common carrier while mentally or physically impaired as the result of consuming an alcoholic beverage or using a drug or narcotic.

**Drug Abuse Violations** – The violation of laws prohibiting the production, distribution, and/or use of certain controlled substances and the equipment or devices utilized in their preparation and/or use. The unlawful cultivation, manufacture, distribution, sale, purchase, use, possession, transportation, or importation of any controlled drug or narcotic substance. Arrests for violations of state and local laws, specifically those relating to the unlawful possession, sale, use, growing, manufacturing, and making of narcotic drugs.

**Drunkenness** – To drink alcoholic beverages to the extent that one's mental faculties and physical coordination are substantially impaired. Exclude driving under the influence.

**Embezzlement** – The unlawful misappropriation or misapplication by an offender to his/her own use or purpose of money, property, or some other thing of value entrusted to his/her care, custody, or control.

**Forcible Rape** – The carnal knowledge of a female forcibly and against her will.

**Forgery and Counterfeiting** – The altering, copying, or imitating of something without authority or right, with the intent to deceive or defraud by passing the copy or thing altered or imitated as that

which is original or genuine; or the selling, buying, or possession of an altered, copied, or imitated thing with the intent to deceive or defraud.

**Forcible Rape** – The carnal knowledge of a female forcibly and against her will. This definition is now only used for historical trend purposes.

**Forgery and Counterfeiting** – The making, altering, using, or possessing, with intent to defraud, anything false which is made to appear true.

**Fraud** – The intentional perversion of the truth for the purpose of inducing another person or other entity in reliance upon it to part with something of value or to surrender a legal right. Fraudulent conversion and obtaining of money or property by false pretenses.

**Gambling** – To unlawfully bet or wager money or something else of value; assist, promote, or operate a game of chance for money or some other stake; possess or transmit wagering information; manufacture, sell, purchase, possess, or transport gambling equipment, devices or goods; or tamper with the outcome of a sporting event or contest to gain a gambling advantage.

**Hate Crime** – Bias crime.

**Hierarchy Rule** – When more than one Part I offense is classified, the law enforcement agency must locate the offense that is highest on the hierarchy list and score that offense and not the other offense in the multiple-offense situation. There is a significance to the order in which the Part I offenses are presented, with murder being the highest in the hierarchy and arson being the lowest. The offenses of justifiable homicide, motor vehicle theft, and arson are exceptions to the Hierarchy Rule.

**Hispanic** – A person of Mexican, Cuban, Central or South American, or other Spanish culture or origin, regardless of race.

**Hotel Rule** – A standard UCR scoring practice which limits to one the number of burglaries which can be counted when more than one room is entered for the purpose of committing a felony or theft within a structure generally intended to house a transient population.

**Human Trafficking, Commercial Sex Acts** – Inducing a person by force, fraud, or coercion to participate in commercial sex acts, or in which the person induced to perform such act(s) has not attained 18 years of age.

**Human Trafficking, Involuntary Servitude** – The obtaining of a person(s) through recruitment, harboring, transportation, or provision, and subjecting such persons by force, fraud, or coercion into involuntary servitude, peonage, debt bondage, or slavery (not to include commercial sex acts).

**Incident-Based Reporting** – A less restrictive and more expansive method of collecting crime data (as opposed to Summary Reporting) in which all the data elements associated with an offense or arrest are compiled on an incident by incident basis.

**Justifiable Homicide** – The killing of a felon by a peace officer in the line of duty or the killing of a felon, during the commission of a felony, by a private citizen.

**Juvenile** – For UCR purposes, any person under the age of 18.

**Juvenile Clearance** – Offenses involving only persons under the age of 18 that are cleared by arrest or exceptional means.



**Larceny-theft** – The unlawful taking, carrying, leading, or riding away of property from the possession or constructive possession of another.

**Liquor Laws** – The violation of state or local laws or ordinances prohibiting the manufacture, sale, purchase, transportation, possession, or use of alcoholic beverages, not including driving under the influence and drunkenness.

**Manslaughter by Negligence** – The killing of another person through gross negligence.

**Motor Vehicle** – A self-propelled vehicle that runs on land surface and not on rails.

**Motor Vehicle Theft** – The theft or attempted theft of a motor vehicle.

**Murder and Non-Negligent Manslaughter** – The willful (Non-negligent) killing of one human being by another.

**Offenses Against the Family and Children** – Unlawful nonviolent acts by a family member (or legal guardian) which threaten the physical, mental, or economic well-being or morals of another family member and which are not classifiable as other offenses, such as Assault or Sex Offenses.

**Other (Simple) Assaults** – An unlawful attack or attempted attack upon another which does not result in serious injury to the victim and which does not involve the use of a dangerous weapon.

**Other Vehicles** – All other vehicles that meet the UCR definition for motor vehicles such as snowmobiles, motorcycles, motor scooters, trail bikes, mopeds, golf carts, and all-terrain vehicles.

**Part I Offenses** – The first of two main groupings of UCR crime classifications consisting of the eight Index crimes.

**Part II Offenses** – The second of two main groupings of crime classifications consisting of all other crime categories not already designated as Part I, excluding traffic violations. With the exception of simple assault, the monthly reporting of Part II offenses is limited to arrest information only in the Summary Reporting System.

**Prostitution and Commercialized Vice** – The unlawful promotion of or participation in sexual activities for profit.

**Rape** – Penetration, no matter how slight, of the vagina or anus with any body part or object, or oral penetration by a sex organ of another person, without the consent of the victim.

**Robbery** – The taking or attempted taking of anything of value from the care, custody, or control of a person or persons by force or threat of force or violence and/or by putting the victim in fear.

**Runaways (Persons under age 18)** – Limited to juveniles taken into protective custody under the provisions of local statutes. Runaways is no longer required by the FBI UCR Program.

**Scoring** – Counting the number of offenses committed after the police report has been classified.

**Separation of Time and Place Rule** – A standard UCR scoring practice that stipulates if there is a separation of time and place between the commission of several crimes, the reporting agency must handle each crime as a separate incident and must classify and score each offense individually.

**Sex Offenses** – Offenses against chastity, common decency, morals, and the like.

**Simple Assault** – All assaults and attempted assaults which are not of an aggravated nature and do not result in serious injury to the victim.

**Stolen Property: Buying, Receiving, Possessing** – Buying, receiving, possessing, selling, concealing, or transporting any property with the knowledge that it has been unlawfully taken, as by burglary, embezzlement, fraud, larceny, robbery, etc.

**Structure** – Includes, but is not limited to, apartments, barns, cabins, churches, condominiums, dwelling houses, factories, garages, house trailers or houseboats (used as a permanent dwelling), mills, offices, other buildings, outbuildings, public buildings, railroad cars, rooms, schools, stables, vessels (ships), and warehouses.

**Summary Reporting** – A method of collecting crime data adopted for national reporting purposes in which a limited amount of data associated with an offense or arrest is compiled by each contributing agency.

**Suspicion** – Arrested for no specific offense and released without formal charges being placed.

**Trucks and Buses** – Vehicles specifically designed (but not necessarily used) to commercially transport people and cargo.

**Unfounded** – False or baseless complaints.

**Vagrancy** – The violation of a court order, regulation, ordinance, or law requiring the withdrawal of persons from the streets or other specified areas; prohibiting persons from remaining in an area or place in an idle or aimless manner; or prohibiting persons from going from place to place without visible means of support.

**Vandalism** – To willfully or maliciously destroy, injure, disfigure, or deface any public or private property, real or personal, without the consent of the owner or person having custody or control by cutting, tearing, breaking, marking, painting, drawing, covering with filth, or any other such means as may be specified by local law.

**Weapons: Carrying, Possessing, Etc.** – The violation of laws or ordinances prohibiting the manufacture, sale, purchase, transportation, possession, concealment, or use of firearms, cutting instruments, explosives, incendiary devices, or other deadly weapons.

**White** – A person having origins in any of the original peoples of Europe, North Africa or the Middle East.

This page has been intentionally left blank.

Inquiries on the data presented in this publication may be directed to:

Arizona Department of Public Safety  
Access Integrity Unit  
P.O. Box 6638 | Mail Drop 1190  
Phoenix, AZ 85009-6638  
Phone: (602) 223-2488 | Fax: (602) 223-2926

[UCR@azdps.gov](mailto:UCR@azdps.gov)

[www.AZDPS.gov](http://www.AZDPS.gov)